

CHAPTER II

LITERATURE REVIEW

In this chapter describes about writing skill (the definition of writing skill, process of writing skill, purpose of writing skill, and the problem of writing skill), teaching writing skill, canva (definition of canva and procedures using of Canva).

A. Writing

Writing is an English skill should be mastered by all people over world, especially for foreign learners. In this chapter, the researcher will describe about writing, such as the definition of writing, process of writing, purpose of writing, and the problem of writing.

1. Definition of Writing

Writing is one of English skill to be taught in junior high school. According to Harmer (2001) writing is a tool of communication to convey troughs or to express feelings through written form. Writing can be defined as a process and an outcome of communication. Writing is an activity which someone produces an article. According to Westwood (2008) writing required complex thinking that must integrate all of writing components such as topic or theme, word choice, organization, purpose, audience, clarity, sequence, cohesion and transcription. Thus, the author has to be able to write an effective writing to make an understandable text by developing and arranging ideas, paying attention to vocabulary choice, grammatical rules, and structure of sentence.

According to Asriati (2017), writing is the act of conveying something by the usage of the language system. There are two problematic areas in writing, it is about what to write and how to write. Alodwan and Ibnian (2014: 148) also state that writing is viewed as a complex and organized set of processes. According to Lindsay (2000: 149), a written piece with coherent, fluent, and extended writing is a difficult task regardless of whether the language is the student's first, second, or foreign language.

Writing is one important English skills to develop the student ability because it is also important to academic context, business and personal relation in the global community (Weigle, 2002). In the academic context, writing is used to evaluate the students writing skill such as writing some academic essays or some texts included in the curriculum, such as descriptive text, narrative text or procedure text. Then in the business, writing skill is important to communicate and create business relation with other countries, such as sending email or writing business report.

Students will know how to write a good content by writing the idea into some sentences supported with relevant supporting sentences through learning writing. In this skill, students also improve their grammar such as using correct tenses, adjectives, articles and noun phrases. They also can arrange a text with good mechanics such as word spelling, punctuation and capitalization (Rini, 2015)

From the definition above, it can be summarised that writing is as an activity to express ideas or thought in written words. Writing skill is a skill that combines some language competence such as grammar and

vocabulary. Therefore, writing is about how the author conveys the ideas. So the author should understand how to develop and organize the idea into understandable texts.

2. Process of Writing

Process of writing is important in teaching writing skill to produce some texts. In this case, role of teacher is also very important because teacher as instructor will help the student's to make a text correctly in teaching learning writing process (Azrial, 2013). While, process of writing is some stages that must be done by the writer in order to compose good written. There are four stages in writing process; planning, drafting, editing and final draft. (Harmer, 2007).

a. Planning

Planning is an arrangement to achieve the goal. In this stage, students search some ideas to write. After the idea is found, they start gathering information by making notes. In making planning, they have to pay attention three points. First, the purpose of the writing since this will influence not only the type of the text will be written, but also the language used, and the information they choose to include in the text. Second, the authors think of the reader because it influences in choices, such as formal or informal language. Last, authors have to pay attention structure of text, which means how to arrange the fact, ideas, or arguments well which they decided to include.

b. Drafting

Drafting is the process of putting the ideas and thoughts in a paper. This stage requires an editing to check the text. In this stage, student try to write their ideas or thoughts on their paper. Student will write the ideas which are related to the topic without paying attention to the errors.

c. Editing

Editing is the way of revising and improving the first draft. It is essential because it is preparing the text for public reading or publication. After students write their draft, students give their draft to their peers to find their errors. Perhaps, they arrange unclear information or use ambiguous sentences. Student will get oral or written comments from peers or teachers. This process will help the students to revise their writing. Revising is looking back over what has been written. It is important to check what ideas have already been included, to keep the coherence and flow of the writing, to stimulate further ideas and to find the errors. Reflection and revising are helped by other readers or peers who comment and make suggestion that will help the author to revise and make a good writing.

d. Final Draft

Final draft is the last stage in producing a piece of writing. After student revise their draft and make some changes to produce the final draft, student can read or share their writing. All of the writing process

above cannot be separated because those are elements in producing a good writing.

3. Purpose of Writing

According to Tony Stead and Linda Hoyt (2011), there are five common purpose of writing; to instruct, to inform, to persuade, to narrate and to response. Each purpose of writing has different characteristic and examples. Instruction text can be found on recipe text, science experiment, direction text, rules and so on. Information text is a text provides factual information about something, it can be found in a news paper, magazine, brochure or biographies. Persuading text provides author argument by using supporting fact and evidence to persuade people to agree with the author opinions. Another purpose of writing is to narrate. It is where the author well-develops setting, events, details, and ending in telling a story. The last is responding text is where the author share a response about something, such as response to literature, response to academic prompt and response to personal communication.

4. Problems of Writing

Writing ability means an ability to communicate ideas or thoughts using written form. As the written communication tool, it is hoped that reader can understand what the author intends to. So, that there is an interaction between the author and the reader. According to Elanneri Karani (2008) there are four problems faced by students in writing a text. They have problems in content, organizing, vocabulary, and grammar.

Content, it means that students cannot compose a good text because they cannot develop the main idea and supporting sentence into a paragraph well. Organizing, most of students have difficulties to organize the paragraph into a good writing. Vocabulary, students confused to use the vocabulary to develop their paragraph and students cannot express their ideas or opinions smoothly into text. Grammar, student cannot describe a sentence structure correctly.

B. Teaching Writing

Teaching is defined as the process of guiding and facilitating learning, enabling the students to learn, and setting the condition for learning environment. Teachers must guide and facilitate students in learning, so the goal of learning is achieved that is making student understand the material well. In addition, teachers also have to be able to create a good and interesting environment for the students in teaching learning process (Brown, 2001). According Leki (1996) say that in the traditional way of teaching writing which focuses on the product, very little attention is paid to help learners develop their ideas in the process meaning-making. According Fauziati (2008: 141) “No wonder that writing activity become dull, dry and bored.” Meanwhile there has been a paradigmatic change in teaching writing. “Attention to the writer as language learner has led to the second approach-a process approach” (Fauziati, 2008: 141).

Based on the statement above, teaching writing has two approaches, they are:

a. The Process Approach

In writing a writer should move through a series stage or process to produce a piece of writing, Nunan (1991), in Fauziati (2005: 147) states that process approach focuses more in the various classroom activities which are believed to promote the development or skill language. The writers' activities are generating their ideas, putting the words into sentences, and sentences into paragraph, spelling correctly, punctuation and capitalizing in common ways and observing conventions in written form. Activities currently used to reflect a focus on the rehearsing pre-writing, drafting, and revising. According to Murray (1980: 108) in teaching as a process consequently, the students produce some draft or version and getting feedback from classmate. The emphases on writing as a process have made the class more exploratory and more effective for students to develop their writing skill.

b. The Product Approach

Product approach focuses on ability to produce correct text or "product". The product is after all the ultimate goal: it is reason that we go through the process of pre-writing, drafting, revising and editing (Brown, 1991: 322). Writing leads to a product which can be examined and reviewed immediately it provide feedback to the teacher and learner on what has been understood. The function of feedback is not only to provide reinforcement but also provide information which learners can do actively in modifying their behavior.

C. Canva in Teaching English

In this case, Canva is used in teaching English to build student's creative in writing. The use of digital posters through a Canva application as a medium in teaching writing in English subjects is expected to attract student's attention because of the many choices of poster models with attractive and up-to-date models and colors, and have their own charm in appearance. various forms of images that make it easier for students to understand vocabulary.

1. Definition of Canva

Canva learning media is an online based graphic design provider application that has various choices according to the wishes of the users (Hapsari & Zulherman: 2021). Canva provides animated designs for videos, posters, banners, and more (Leryan: 2018). Garris (2020) states that Canva is an online design program that provides tools such as presentations, resumes, posters, pamphlets, brochures, charts, infographics, banners, bookmarks, bulletins that can be edited according to the user's wishes. The Canva application is a free and paid web-based application that is easy to use, including designing learning media (Tanjung & Faiza: 2019). Canva is an online application that we can use to create learning media, to access it by open in website www.canva.com

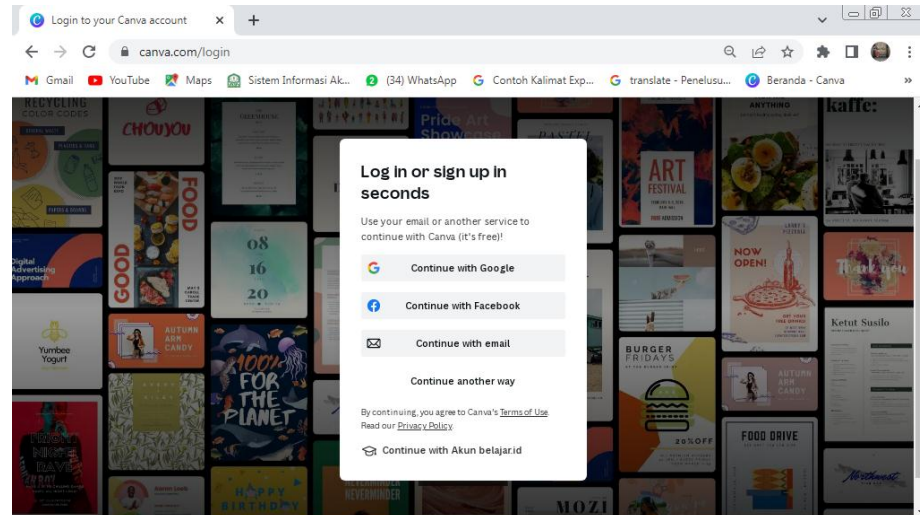
Canva Media provides many templates that can be used, namely graphics, posters, presentations, brochures, logos, resumes, flyers,

documents, cards, comics, strips, newspapers, animations, videos, proposals, and others (Garris: 2020) . Media Canva also provides various types of presentations such as creative presentations, educational presentations, simple presentations, business, marketing, sales, architecture, advertising and technology (Tanjung & Faiza: 2019). Canva can be accessed using laptops and smartphones via a web browser, so that it can make it easier and save teachers time in designing learning media and explaining subject matter (Rusdiana, Putri, & Sari: 2021). Media Canva can make it easier for students to understand lessons due to the attractive appearance of text, animation, and graphics (Resmini, Satriani, & Rafi: 2021). Based on the understanding of Canva media that has been explained above, it can be seen that Canva media is an application that provides several choices of attractive presentation designs that can be accessed free or paid and can make it easier for teachers to explain subject matter so that students understand the lessons that have been given.

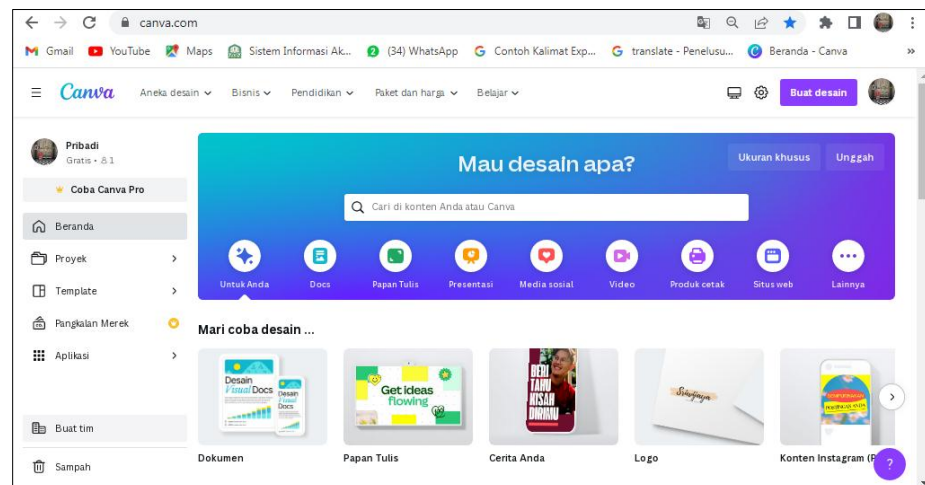
2. Procedure of Canva learning in teaching writing

Canva provides designs and templates for users who will take advantage of Canva. There are paid and free designs and templates. How to use Canva according Officialni, Satriani, & Rafi (2021) they are :

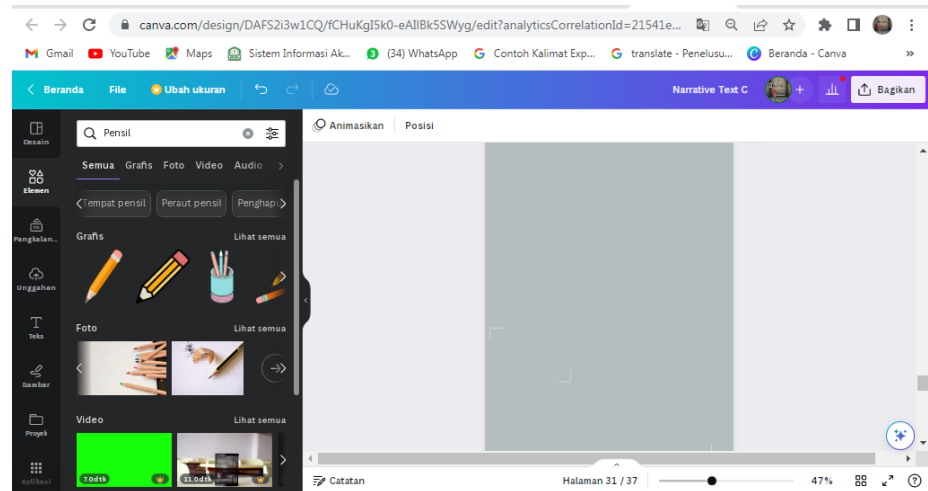
- a. Sign-up to Canva by loggin in at <https://www.canva.com>. There are several ways to sign-up at Canva using Facebook, Gmail or registration by filling in personal data to create a Canva account.



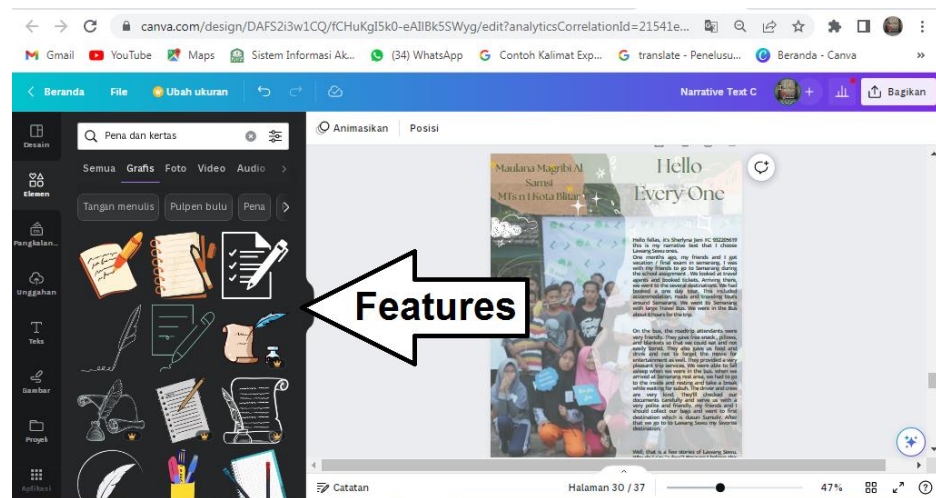
- b. Select your Need options. Canva provides various options such as Presentation, Video, Instagram post, write board, etc.



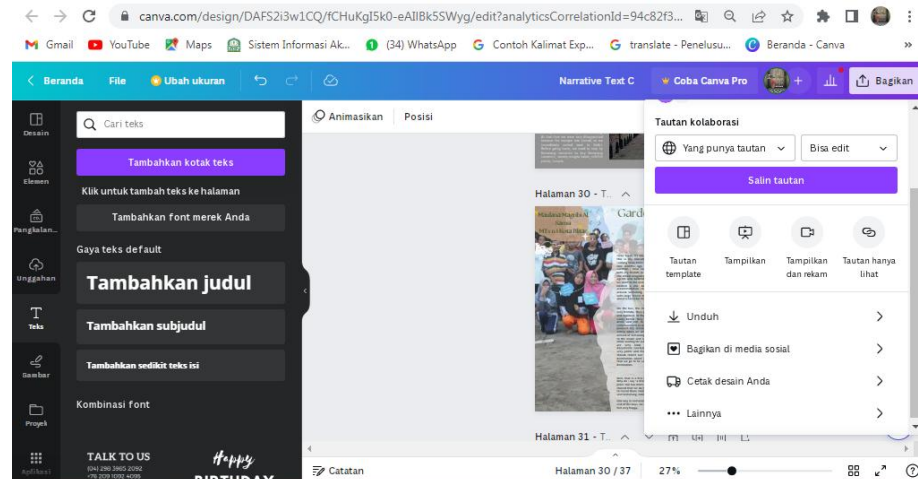
- c. Select a blank sheet (Template). Here there is a blank worksheet which is the design area. This sheet allows the user to design the template however he wants.



- d. Use Canva features. Canva has many features that make it easy for users to design, in this case, create teaching materials.



- e. Save the results. Canva also has an auto save function, so users don't have to worry when they forget to save the design they've worked on. Apart from that there are also share, download and view functions.



Based on the explanation above, learning media is used to improve the teaching and learning process, one of the existing media is web-based learning media that can provide an attractive design, namely Canva media. Canva used in this study is a web-based media that can be accessed without the need to be installed using a laptop or smartphone. Media Canva was chosen because it provides an attractive appearance that makes it easier to implement and students can understand the subject well. Canva is like other learning media, a learning media providing attractive presentation designs to encourage teacher learning, or it can be a more creative way to engage students in learning.

D. Previous Study

In the related study, the researcher includes some previous study in this part. There are some previous studies that connect with this research.

Sri Mulyani (2021) Based on the results of the analysis of the use of Canva learning media in improving English learning outcomes, the

implementation of Canva learning success in improving student learning english outcomes.

Rahmatullah, Inna, & Ampa (2020). based on his research, learning design is a plan activity systematic based on the objectives to be achieved through manual processes as well technology based for learning going on effective. so that the use of Canva media can increase student attention and participation in learning. In addition, the trial result are also mention that this developed media very suitable for use in the process learning.

Hapsari & Zulherman (2021) based on research results, The application of ICT (Canva) has been effective in overcoming children difficulties in learning foreign languages. So that it can generate more enthusiasm and motivation. and the need for better development and variation, adjusting to the needs of student's.

Rusdiana, Putri, dan Sari (2021) Based on the results of the practicality test and the effectiveness of the implementation of the information, communication and technologies (Canva) , based learning model, it is practical and effective.

Based on this research, by using Canva media in learning English can improve the students writing skill. Thus, maximizing the use of canva to improve the student's writing skill of MTs N 1 Kota Blitar.