

APPENDICES

Appendix A. Questionnaire Statement Blueprint.

BLUEPRINT

STUDENTS' PERCEPTION ON THE USE OF GOOGLE CLASSROOM IN ENGLISH TEACHING AND LEARNING PROCESS

NO	COMPONENT	INDICATOR	STATEMENT LIST
1	Positive Perception	General description of students' opinions regarding the process of teaching and learning English through google classroom media	<ol style="list-style-type: none"> 1. In my opinion, teaching and learning English based on Google Classroom can help conventional learning. 2. The Google Classroom-based teaching and learning method makes it easier to receive English learning materials. 3. In my opinion, google classroom is the right choice of media in helping the teaching and learning process of English because it is more familiar and minimizes the use of paper in the teaching and learning process. 4. In my opinion, using Google Classroom, the information I get is not only about learning English but also about technological developments in education. 5. In my opinion, the Google Classroom-based English teaching and learning process can make it easier and faster to access learning material resources.
		The interaction process during English learning takes place	<ol style="list-style-type: none"> 6. I received clear directions and goals just before the Google Classroom-based learning to teach English began. 7. I can understand well the material from the teacher during the Google Classroom-based English teaching and learning process.

	through the Google Classroom media	<p>8. I can communicate with teachers and classmates even though I am not in the same place (at home).</p> <p>9. I think it's easy to communicate with teachers and classmates via email or private comments in Google Classroom.</p> <p>10. I can meet face-to-face virtually (online) with teachers and classmates through the google meet feature, which is directly connected to google classroom.</p>
	Obstacles in the process of learning to teach English through the media google classroom	<p>11. I did not experience significant problems during the Google Classroom-based English teaching and learning process.</p> <p>12. I have a smartphone or laptop sufficient to access Google Classroom.</p> <p>13. The internet signal on my smartphone or laptop is stable when downloading or uploading English learning materials in Google Classroom.</p> <p>14. I have a private internet network at home to access Google Classroom-based English learning materials.</p> <p>15. I use public facilities that provide free internet services to access Google Classroom-based English learning materials.</p>
	Students' interest during the learning process of teaching English through google classroom media.	<p>16. I am interested in using google classroom in the teaching and learning process of English because it has full features and is easy to understand.</p> <p>17. I quickly understand English material because the teacher provides various learning resources such as PowerPoint presentations, youtube, learning videos, encyclopedias, in google classroom.</p> <p>18. I quickly understand English material in Google Classroom because it can be accessed anytime and anywhere.</p> <p>19. I also received feedback (response) from teachers and classmates at that time.</p>

			20. I think Google Classroom can manage English learning materials well with many adequate features.
2.	Negative Perception	General description of students' opinions regarding the process of teaching and learning English through google classroom media	<ol style="list-style-type: none"> 1. In my opinion, teaching and learning English based on Google Classroom cannot help conventional learning. 2. The google classroom-based teaching and learning method makes it difficult for me to accept English learning materials. 3. In my opinion, google classroom is not the right choice of media in helping the teaching and learning process of English because it is less familiar and still uses paper in the teaching and learning process. 4. In my opinion, using Google Classroom, the information I get is only about learning English, not technological developments in education. 5. In my opinion, teaching and learning English based on Google Classroom only complicates and slows down access to learning material resources.
		The interaction process during English learning takes place through the Google Classroom media.	<ol style="list-style-type: none"> 6. I did not receive clear directions and goals just before learning to teach English based on Google Classroom started. 7. I cannot understand well the material from the teacher during the Google Classroom-based English teaching and learning process. 8. I cannot communicate with teachers and classmates if I am not in the same place (at home). 9. I find it challenging to communicate with teachers and classmates via email or private comments in Google Classroom. 10. I cannot meet face-to-face virtually (online) with teachers and classmates through the google meet feature, which is directly connected to google classroom.

		<p>Obstacles in the process of learning to teach English through the media google classroom</p>	<p>11. I encountered significant obstacles during the Google Classroom-based English teaching and learning process.</p> <p>12. I do not have a good smartphone or laptop to access Google Classroom.</p> <p>13. The internet signal on my smartphone or laptop is unstable when downloading or uploading English learning materials in Google Classroom.</p> <p>14. I do not have a private internet network at home to access Google Classroom-based English learning materials.</p> <p>15. I do not use public facilities that provide free internet services to access Google Classroom-based English learning materials.</p>
		<p>Students' interest during the learning process of teaching English through google classroom media.</p>	<p>16. I am not interested in using google classroom in the teaching and learning process of English because it has limited features and is difficult to understand.</p> <p>17. I find it difficult to understand English material because the teacher does not provide a variety of learning resources such as PowerPoint presentations, youtube, learning videos, or encyclopedias in google classroom.</p> <p>18. I find it difficult to understand English material in Google Classroom because it can only be accessed at certain times and places.</p> <p>19. I did not receive any feedback (response) from the teacher or classmates then.</p> <p>20. In my opinion, Google Classroom cannot manage English learning materials properly because they do not understand the available features.</p>

Appendix B. Interview Statement Blueprint (students).

INTERVIEW GUIDELINES

***STUDENTS' PERCEPTION ON THE USE OF GOOGLE CLASSROOM IN
ENGLISH TEACHING AND LEARNING PROCESS***

(for students)

No	A list of questions
1	What is your personal view regarding the process of teaching and learning English based on Google Classroom?
2	In your opinion, how was the teacher's and students' interaction during the Google Classroom-based English teaching and learning process?
3	What obstacles were encountered during the Google Classroom-based English teaching and learning process? Can you tell me?
4	In your opinion, what are the things that make you interested in participating in the Google Classroom-based English teaching and learning process? Can you explain?

Appendix C. Interview Statement Blueprint (teacher).

INTERVIEW GUIDELINES

***STUDENTS' PERCEPTION ON THE USE OF GOOGLE CLASSROOM IN
ENGLISH TEACHING AND LEARNING PROCESS***

(for teacher)

No	A list of questions
1	What do you think as a teacher about learning to teach English based on Google Classroom so far?
2	How does the interaction process during learning to teach English based on Google Classroom occur between you as a teacher and your students so far?
3	What have been the obstacles that you have experienced as a teacher with Google Classroom-based learning?
4	In your opinion, what makes you as a teacher interested in using Google Classroom media in your teaching and learning process so far?

Appendix D. Questionnaire Filling Procedure Sheet.

A. Personal Identity

Name :
Roll number :
Class :

B. Charging Instructions

1. Write your identity on the page provided.
2. Carefully read each of the statements given.
3. Answer all statements according to the situation/condition you are experiencing by putting a mark (√) in the available answer column with the following criteria:

Positive Perception

Answer 4 means “Strongly Agree” (SA)
Answer 3 means “Agree” (A)
Answer 2 means “Disagree” (D)
Answer 1 means “Strongly Disagree” (SD)

Negative Perception

Answer 1 means “Strongly Agree” (SA)
Answer 2 means “Agree” (A)
Answer 3 means “Disagree” (D)
Answer 4 means “Strongly Disagree” (SD)

4. There are no wrong answers, so don't be afraid to answer.
5. Try to fill in all statements according to your personal opinion, do not follow your friends' answers.
6. The questionnaire can be done online with the link address:

<https://tinyurl.com/CurhatDongKak>

"Thank you for your participation, thus you will take part in improving the quality of education in Indonesia. Keep the spirit of learning."



Appendix E. Student Correspondent Data.

Student Correspondent Data.

No	Name	Class	School Origin
1	Aswendy Salsabilla Aureline	X MIA-2	SMAN 1 PUNCU
2	Avan Putra Pamungkas	X IIS-1	SMAN 1 PUNCU
3	Ayu Istu Anggraini	X MIA-4	SMAN 1 PUNCU
4	Ayu Setyorini	X MIA-4	SMAN 1 PUNCU
5	Cantika Dwi Agustina	X MIA-4	SMAN 1 PUNCU
6	Damarbiru Ramadhan Sutanto	X MIA-4	SMAN 1 PUNCU
7	Devana Refi Artika	X MIA-4	SMAN 1 PUNCU
8	Devit Reger Danurata	X MIA-4	SMAN 1 PUNCU
9	Dinda Dwi Ayu Ari Bekthi	X MIA-4	SMAN 1 PUNCU
10	Elisa Putri Kristia Nancy	X IIS-1	SMAN 1 PUNCU
11	Erin Dyah Cahyani Pertiwi	X MIA-4	SMAN 1 PUNCU
12	Fahmi Galuh Rahmawati	X MIA-4	SMAN 1 PUNCU
13	Ferdian Aditia Firmansyah	X MIA-4	SMAN 1 PUNCU
14	Gadis Sholekha F.R	X MIA-4	SMAN 1 PUNCU
15	Jelita Putri Novembriana	X MIA-4	SMAN 1 PUNCU
16	Julia Rahma	X MIA-4	SMAN 1 PUNCU
17	Karina Depita Sari	X MIA-4	SMAN 1 PUNCU
18	Krisantus Dino Agung Prayogi	X MIA-4	SMAN 1 PUNCU
19	Leny Kartika Pratiwi	X MIA-4	SMAN 1 PUNCU
20	Maginta Medya	X MIA-4	SMAN 1 PUNCU
21	Muhamad Azis Nasruloh	X MIA-2	SMAN 1 PUNCU
22	Nabila Aulia Ramadhani	X MIA-4	SMAN 1 PUNCU
23	Nadia Indriany Francisca	X MIA-4	SMAN 1 PUNCU
24	Nauval Aprilio Putra Laksana	X IIS-1	SMAN 1 PUNCU
25	Nia Rahmadhania	X MIA-4	SMAN 1 PUNCU
26	Novia Ofta Filatul	X IIS-1	SMAN 1 PUNCU
27	Olga Nathaniela A	X MIA-4	SMAN 1 PUNCU
28	Renci Ega Tania	X MIA-4	SMAN 1 PUNCU
29	Rizky Diah Saputri	X MIA-4	SMAN 1 PUNCU
30	Rosa Amelia Nurjanah	X MIA-4	SMAN 1 PUNCU
31	Salwa Nur Rislah	X IIS-2	SMAN 1 PUNCU
32	Seika Anuril Helmalia Putri	X IIS-4	SMAN 1 PUNCU
33	Tesa Maeivia Ulandari	X MIA-4	SMAN 1 PUNCU
34	Theresia Eka Ratna Pratiwi	X IIS-5	SMAN 1 PUNCU
35	Titan Dwi Agustin	X MIA-4	SMAN 1 PUNCU
36	Valentina Febrian Putriwanti	X IIS-1	SMAN 1 PUNCU
37	Widya Sayekti Maharani	X MIA-4	SMAN 1 PUNCU
38	Yulia Ratri Kumara Dewi	X IIS-1	SMAN 1 PUNCU
39	Yunia Filda Amara	X MIA-3	SMAN 1 PUNCU

Appendix F. Summary of Questionnaire Answers 1.

**Summary of Student Questionnaire Answer Results
(Problem Formulation Number 1)**

No	Statement Items	Frequency				Total Correspo ndence
		SD	D	A	SA	
1	In my opinion, teaching and learning English based on Google Classroom can help conventional learning.	7	22	10	0	39
2	The Google Classroom-based teaching and learning method makes it easier to receive English learning materials.	14	13	11	1	39
3	In my opinion, google classroom is the right choice of media in helping the teaching and learning process of English because it is more familiar and minimizes the use of paper in the teaching and learning process.	6	15	16	2	39
4	In my opinion, using Google Classroom, the information I get is only about learning English, not technological developments in education.	3	8	17	11	39
5	In my opinion, the Google Classroom-based English teaching and learning process can make it easier and faster to access learning material resources.	6	11	17	5	39
6	In my opinion, teaching and learning English based on Google Classroom cannot help conventional learning.	6	13	10	10	39
7	The google classroom-based teaching and learning method makes it difficult for me to accept English learning materials.	5	9	17	8	39
8	In my opinion, google classroom is not the right choice of media in helping the teaching and learning process of English because it is less familiar and still uses paper in the teaching and learning process.	6	18	10	5	39
9	In my opinion, using Google Classroom, the information I get is only about learning English, not technological developments in education.	7	10	14	8	39
10	In my opinion, teaching and learning English based on Google Classroom only complicates and slows down access to learning material resources.	5	17	14	3	39

Appendix G. Summary of Questionnaire Answers 2.

**Summary of Student Questionnaire Answer Results
(Problem Formulation Number 2)**

No	Statement Items	Frequency				Total Correspondence
		SD	D	A	SA	
1	I received clear directions and goals just before the Google Classroom-based learning to teach English began.	3	10	21	5	39
2	I can understand well the material from the teacher during the Google Classroom-based English teaching and learning process.	6	23	6	4	39
3	I can communicate with teachers and classmates even though I am not in the same place (at home).	2	10	18	9	39
4	I think it's easy to communicate with teachers and classmates via email or private comments in Google Classroom.	5	14	12	8	39
5	I can meet face-to-face virtually (online) with teachers and classmates through the google meet feature, which is directly connected to google classroom.	1	5	15	18	39
6	I did not receive clear directions and goals just before learning to teach English based on Google Classroom started.	5	12	15	7	39
7	I cannot understand well the material from the teacher during the Google Classroom-based English teaching and learning process.	5	9	20	5	39
8	I cannot communicate with teachers and classmates if I am not in the same place (at home).	8	11	16	4	39
9	I find it challenging to communicate with teachers and classmates via email or private comments in Google Classroom.	8	10	14	7	39
10	I cannot meet face-to-face virtually (online) with teachers and classmates through the google meet feature, which is directly connected to google classroom.	11	15	11	2	39

Appendix H. Summary of Questionnaire Answers 3.

**Summary of Student Questionnaire Answer Results
(Problem Formulation Number 3)**

No	Statement Items	Frequency				Total Correspondence
		SD	D	A	SA	
1	I did not experience significant problems during the Google Classroom-based English teaching and learning process.	4	21	10	4	39
2	I have a smartphone or laptop sufficient to access Google Classroom.	0	9	14	16	39
3	The internet signal on my smartphone or laptop is stable when downloading or uploading English learning materials in Google Classroom.	4	14	12	9	39
4	I have a private internet network at home to access Google Classroom-based English learning materials.	8	5	12	14	39
5	I use public facilities that provide free internet services to access Google Classroom-based English learning materials.	7	13	14	5	39
6	I encountered significant obstacles during the Google Classroom-based English teaching and learning process.	6	15	16	2	39
7	I do not have a good smartphone or laptop to access Google Classroom.	17	11	9	2	39
8	The internet signal on my smartphone or laptop is unstable when downloading or uploading English learning materials in Google Classroom.	9	12	15	3	39
9	I do not have a private internet network at home to access Google Classroom-based English learning materials.	18	8	8	5	39
10	I do not use public facilities that provide free internet services to access Google Classroom-based English learning materials.	10	12	14	3	39

Appendix I. Summary of Questionnaire Answers 4.

**Summary of Student Questionnaire Answer Results
(Problem Formulation Number 4)**

No	Statement Items	Frequency				Total Correspondence
		SD	D	A	SA	
1	I am interested in using google classroom in the teaching and learning process of English because it has full features and is easy to understand.	6	9	17	7	39
2	I quickly understand English material because the teacher provides various learning resources such as PowerPoint presentations, youtube, learning videos, encyclopedias, in google classroom.	4	5	14	16	39
3	I quickly understand English material in Google Classroom because it can be accessed anytime and anywhere.	2	5	19	13	39
4	I also received feedback (response) from teachers and classmates at that time.	2	10	15	12	39
5	I think Google Classroom can manage English learning materials well with many adequate features.	1	4	8	26	39
6	I am not interested in using google classroom in the teaching and learning process of English because it has limited features and is difficult to understand.	13	16	7	3	39
7	I find it difficult to understand English material because the teacher does not provide a variety of learning resources such as PowerPoint presentations, youtube, learning videos, or encyclopedias in google classroom.	12	13	10	4	39
8	I find it difficult to understand English material in Google Classroom because it can only be accessed at certain times and places.	16	10	11	2	39
9	I did not receive any feedback (response) from the teacher or classmates then.	7	14	12	6	39
10	In my opinion, Google Classroom cannot manage English learning materials properly because they do not understand the available features.	22	10	5	2	39

Appendix J. Results of the Calculation of the Questionnaire.

Q1

Statement	SD	D	A	SA	Total
Positif (T)	7	22	10	0	39
Skor Likert (Pn)	1	2	3	4	10
Hasil (TxPn)	7	44	30	0	81
Negatif (T)	6	13	10	10	39
Skor Likert (Pn)	4	3	2	1	10
Hasil (TxPn)	24	39	20	10	93
Statement Positif	7	44	30	0	81
Statement Negatif	24	39	20	10	93
Hasil Total	31	83	50	10	174
	0,7	1,9	1,1	0,2	4,0
				Rata-rata=	43,5
				Min =	10
				Max =	83
				Median=	40,5
				Std=	30,98925
				Variabel=	960,3333
Y = skor tertinggi likert x jumlah responder	4x39 =			156	
X = skor terendah likert x jumlah responde	1x39 =			39	
Rumus Index %	= Total Hasil/Y x 100				
	55,77				
Kategori Penilaian					
0% – 24,99%	Sangat (tidak setuju/kurang sekali)				
25% – 49,99%	Tidak setuju				
50% – 74,99%	Setuju/Baik/suka				
75% – 100%	Sangat (setuju/Baik/Suka)				

Q2

Statement	SD	D	A	SA	Total
Positif (T)	14	13	11	1	39
Skor Likert (Pn)	1	2	3	4	10
Hasil (TxPn)	14	26	33	4	77
Negatif (T)	5	9	17	8	39
Skor Likert (Pn)	4	3	2	1	10
Hasil (TxPn)	20	27	34	8	89
Statement Positif	14	26	33	4	77
Statement Negatif	20	27	34	8	89
Hasil Total	34	53	67	12	166
	0,8	1,3	1,6	0,3	4,0
					Rata-rata= 41,5
					Min = 12
					Max = 67
					Median= 43,5
					Std= 23,86769
					Variabel= 569,6667
Y = skor tertinggi likert x jumlah responder	4x39 =	156			
X = skor terendah likert x jumlah responde	1x39 =	39			
Rumus Index %	= Total Hasil/Y x 100				
		53,21			
Kategori Penilaian					
0% – 24,99%	Sangat (tidak setuju/kurang sekali)				
25% – 49,99%	Tidak setuju				
50% – 74,99%	Setuju/Baik/suka				
75% – 100%	Sangat (setuju/Baik/Suka)				

Q4

Statement	SD	D	A	SA	Total
Positif (T)	3	8	17	11	39
Skor Likert (Pn)	1	2	3	4	10
Hasil (TxPn)	3	16	51	44	114
Negatif (T)	7	10	14	8	39
Skor Likert (Pn)	4	3	2	1	10
Hasil (TxPn)	28	30	28	8	94
Statement Positif	3	16	51	44	114
Statement Negatif	28	30	28	8	94
Hasil Total	31	46	79	52	208
	0,6	0,9	1,5	1,0	4,0
				Rata-rata=	52,0
				Min =	31
				Max =	79
				Median=	49
				Std=	20,04994
				Variabel=	402
Y = skor tertinggi likert x jumlah responder	4x39 =			156	
X = skor terendah likert x jumlah responde	1x39 =			39	
Rumus Index %	= Total Hasil/Y x 100				
	66,67				
Kategori Penilaian					
0% – 24,99%	Sangat (tidak setuju/kurang sekali)				
25% – 49,99%	Tidak setuju				
50% – 74,99%	Setuju/Baik/suka				
75% – 100%	Sangat (setuju/Baik/Suka)				

Q5

Statement	SD	D	A	SA	Total
Positif (T)	6	11	17	5	39
Skor Likert (Pn)	1	2	3	4	10
Hasil (TxPn)	6	22	51	20	99
Negatif (T)	5	17	14	3	39
Skor Likert (Pn)	4	3	2	1	10
Hasil (TxPn)	20	51	28	3	102
Statement Positif	6	22	51	20	99
Statement Negatif	20	51	28	3	102
Hasil Total	26	73	79	23	201
	0,5	1,5	1,6	0,5	4,0
				Rata-rata=	50,3
				Min =	23
				Max =	79
				Median=	49,5
				Std=	29,85939
				Variabel=	891,5833
Y = skor tertinggi likert x jumlah responder			4x39 =	156	
X = skor terendah likert x jumlah responde			1x39 =	39	
Rumus Index %	= Total Hasil/Y x 100				
		64,42			
Kategori Penilaian					
0% – 24,99%	Sangat (tidak setuju/kurang sekali)				
25% – 49,99%	Tidak setuju				
50% – 74,99%	Setuju/Baik/suka				
75% – 100%	Sangat (setuju/Baik/Suka)				

Q6

Statement	SD	D	A	SA	Total
Positif (T)	3	10	21	5	39
Skor Likert (Pn)	1	2	3	4	10
Hasil (TxPn)	3	20	63	20	106
Negatif (T)	5	12	15	7	39
Skor Likert (Pn)	4	3	2	1	10
Hasil (TxPn)	20	36	30	7	93
Statement Positif	3	20	63	20	106
Statement Negatif	20	36	30	7	93
Hasil Total	23	56	93	27	199
	0,5	1,1	1,9	0,5	4,0
				Rata-rata=	49,8
				Min =	23
				Max =	93
				Median=	41,5
				Std=	32,36639
				Variabel=	1047,583
Y = skor tertinggi likert x jumlah responder	4x39 =				156
X = skor terendah likert x jumlah responde	1x39 =				39
Rumus Index %	= Total Hasil/Y x 100				
		63,78			
Kategori Penilaian					
0% – 24,99%	Sangat (tidak setuju/kurang sekali)				
25% – 49,99%	Tidak setuju				
50% – 74,99%	Setuju/Baik/suka				
75% – 100%	Sangat (setuju/Baik/Suka)				

Q7

Statement	SD	D	A	SA	Total
Positif (T)	6	23	6	4	39
Skor Likert (Pn)	1	2	3	4	10
Hasil (TxPn)	6	46	18	16	86
Negatif (T)	5	9	20	5	39
Skor Likert (Pn)	4	3	2	1	10
Hasil (TxPn)	20	27	40	5	92
Statement Positif	6	46	18	16	86
Statement Negatif	20	27	40	5	92
Hasil Total	26	73	58	21	178
	0,6	1,6	1,3	0,5	4,0
				Rata-rata=	44,5
				Min =	21
				Max =	73
				Median=	42
				Std=	25,09316
				Variabel=	629,6667
Y = skor tertinggi likert x jumlah responder	4x39 =				156
X = skor terendah likert x jumlah responde	1x39 =				39
Rumus Index %	= Total Hasil/Y x 100				
	57,05				
Kategori Penilaian					
0% – 24,99%	Sangat (tidak setuju/kurang sekali)				
25% – 49,99%	Tidak setuju				
50% – 74,99%	Setuju/Baik/suka				
75% – 100%	Sangat (setuju/Baik/Suka)				

Q8

Statement	SD	D	A	SA	Total
Positif (T)	2	10	18	9	39
Skor Likert (Pn)	1	2	3	4	10
Hasil (TxPn)	2	20	54	36	112
Negatif (T)	8	11	16	4	39
Skor Likert (Pn)	4	3	2	1	10
Hasil (TxPn)	32	33	32	4	101
Statement Positif	2	20	54	36	112
Statement Negatif	32	33	32	4	101
Hasil Total	34	53	86	40	213
	0,6	1,0	1,6	0,8	4,0
				Rata-rata=	53,3
				Min =	34
				Max =	86
				Median=	46,5
				Std=	23,22893
				Variabel=	539,5833
Y = skor tertinggi likert x jumlah responder	4x39 =				156
X = skor terendah likert x jumlah responde	1x39 =				39
Rumus Index %	= Total Hasil/Y x 100				
		68,27			
Kategori Penilaian					
0% – 24,99%	Sangat (tidak setuju/kurang sekali)				
25% – 49,99%	Tidak setuju				
50% – 74,99%	Setuju/Baik/suka				
75% – 100%	Sangat (setuju/Baik/Suka)				

Q9

Statement	SD	D	A	SA	Total
Positif (T)	5	14	12	8	39
Skor Likert (Pn)	1	2	3	4	10
Hasil (TxPn)	5	28	36	32	101
Negatif (T)	8	10	14	7	39
Skor Likert (Pn)	4	3	2	1	10
Hasil (TxPn)	32	30	28	7	97
Statement Positif	5	28	36	32	101
Statement Negatif	32	30	28	7	97
Hasil Total	37	58	64	39	198
	0,7	1,2	1,3	0,8	4,0
				Rata-rata=	49,5
				Min =	37
				Max =	64
				Median=	48,5
				Std=	13,52775
				Variabel=	183
Y = skor tertinggi likert x jumlah responder	4x39 =			156	
X = skor terendah likert x jumlah responde	1x39 =			39	
Rumus Index %	= Total Hasil/Y x 100				
	63,46				
Kategori Penilaian					
0% – 24,99%	Sangat (tidak setuju/kurang sekali)				
25% – 49,99%	Tidak setuju				
50% – 74,99%	Setuju/Baik/suka				
75% – 100%	Sangat (setuju/Baik/Suka)				

Q10

Statement	SD	D	A	SA	Total
Positif (T)	1	5	15	18	39
Skor Likert (Pn)	1	2	3	4	10
Hasil (TxPn)	1	10	45	72	128
Negatif (T)	11	15	11	2	39
Skor Likert (Pn)	4	3	2	1	10
Hasil (TxPn)	44	45	22	2	113
Statement Positif	1	10	45	72	128
Statement Negatif	44	45	22	2	113
Hasil Total	45	55	67	74	241
	0,7	0,9	1,1	1,2	4,0
				Rata-rata=	60,3
				Min =	45
				Max =	74
				Median=	61
				Std=	12,84199
				Variabel=	164,9167
Y = skor tertinggi likert x jumlah responder	4x39 =				156
X = skor terendah likert x jumlah responde	1x39 =				39
Rumus Index %	= Total Hasil/Y x 100				
		77,24			
Kategori Penilaian					
0% – 24,99%	Sangat (tidak setuju/kurang sekali)				
25% – 49,99%	Tidak setuju				
50% – 74,99%	Setuju/Baik/suka				
75% – 100%	Sangat (setuju/Baik/Suka)				

Q11

Statement	SD	D	A	SA	Total
Positif (T)	4	21	10	4	39
Skor Likert (Pn)	1	2	3	4	10
Hasil (TxPn)	4	42	30	16	92
Negatif (T)	6	15	16	2	39
Skor Likert (Pn)	4	3	2	1	10
Hasil (TxPn)	24	45	32	2	103
Statement Positif	4	42	30	16	92
Statement Negatif	24	45	32	2	103
Hasil Total	28	87	62	18	195
	0,6	1,8	1,3	0,4	4,0
				Rata-rata=	48,8
				Min =	18
				Max =	87
				Median=	45
				Std=	31,70042
				Variabel=	1004,917
Y = skor tertinggi likert x jumlah responder			4x39 =	156	
X = skor terendah likert x jumlah responde			1x39 =	39	
Rumus Index %	= Total Hasil/Y x 100				
		62,50			
Kategori Penilaian					
0% – 24,99%	Sangat (tidak setuju/kurang sekali)				
25% – 49,99%	Tidak setuju				
50% – 74,99%	Setuju/Baik/suka				
75% – 100%	Sangat (setuju/Baik/Suka)				

Q12

Statement	SD	D	A	SA	Total
Positif (T)	0	9	14	16	39
Skor Likert (Pn)	1	2	3	4	10
Hasil (TxPn)	0	18	42	64	124
Negatif (T)	17	11	9	2	39
Skor Likert (Pn)	4	3	2	1	10
Hasil (TxPn)	68	33	18	2	121
Statement Positif	0	18	42	64	124
Statement Negatif	68	33	18	2	121
Hasil Total	68	51	60	66	245
	1,1	0,8	1,0	1,1	4,0
				Rata-rata=	61,3
				Min =	51
				Max =	68
				Median=	63
				Std=	7,632169
				Variabel=	58,25
Y = skor tertinggi likert x jumlah responder	4x39 =			156	
X = skor terendah likert x jumlah responde	1x39 =			39	
Rumus Index %	= Total Hasil/Y x 100				
	78,53				
Kategori Penilaian					
0% – 24,99%	Sangat (tidak setuju/kurang sekali)				
25% – 49,99%	Tidak setuju				
50% – 74,99%	Setuju/Baik/suka				
75% – 100%	Sangat (setuju/Baik/Suka)				

Q13

Statement	SD	D	A	SA	Total
Positif (T)	4	14	12	9	39
Skor Likert (Pn)	1	2	3	4	10
Hasil (TxPn)	4	28	36	36	104
Negatif (T)	9	12	15	3	39
Skor Likert (Pn)	4	3	2	1	10
Hasil (TxPn)	36	36	30	3	105
Statement Positif	4	28	36	36	104
Statement Negatif	36	36	30	3	105
Hasil Total	40	64	66	39	209
	0,8	1,2	1,3	0,7	4,0
				Rata-rata=	52,3
				Min =	39
				Max =	66
				Median=	52
				Std=	14,75071
				Variabel=	217,5833
Y = skor tertinggi likert x jumlah responder	4x39 =			156	
X = skor terendah likert x jumlah responde	1x39 =			39	
Rumus Index %	= Total Hasil/Y x 100				
	66,99				
Kategori Penilaian					
0% – 24,99%	Sangat (tidak setuju/kurang sekali)				
25% – 49,99%	Tidak setuju				
50% – 74,99%	Setuju/Baik/suka				
75% – 100%	Sangat (setuju/Baik/Suka)				

Q14

Statement	SD	D	A	SA	Total
Positif (T)	8	5	12	14	39
Skor Likert (Pn)	1	2	3	4	10
Hasil (TxPn)	8	10	36	56	110
Negatif (T)	18	8	8	5	39
Skor Likert (Pn)	4	3	2	1	10
Hasil (TxPn)	72	24	16	5	117
Statement Positif	8	10	36	56	110
Statement Negatif	72	24	16	5	117
Hasil Total	80	34	52	61	227
	1,4	0,6	0,9	1,1	4,0
				Rata-rata=	56,8
				Min =	34
				Max =	80
				Median=	56,5
				Std=	19,13766
				Variabel=	366,25
Y = skor tertinggi likert x jumlah responder	4x39 =			156	
X = skor terendah likert x jumlah responde	1x39 =			39	
Rumus Index %	= Total Hasil/Y x 100				
	72,76				
Kategori Penilaian					
0% – 24,99%	Sangat (tidak setuju/kurang sekali)				
25% – 49,99%	Tidak setuju				
50% – 74,99%	Setuju/Baik/suka				
75% – 100%	Sangat (setuju/Baik/Suka)				

Q15

Statement	SD	D	A	SA	Total
Positif (T)	7	13	14	5	39
Skor Likert (Pn)	1	2	3	4	10
Hasil (TxPn)	7	26	42	20	95
Negatif (T)	10	12	14	3	39
Skor Likert (Pn)	4	3	2	1	10
Hasil (TxPn)	40	36	28	3	107
Statement Positif	7	26	42	20	95
Statement Negatif	40	36	28	3	107
Hasil Total	47	62	70	23	202
	0,9	1,2	1,4	0,5	4,0
				Rata-rata=	50,5
				Min =	23
				Max =	70
				Median=	54,5
				Std=	20,66398
				Variabel=	427
Y = skor tertinggi likert x jumlah responder	4x39 =				156
X = skor terendah likert x jumlah responde	1x39 =				39
Rumus Index %	= Total Hasil/Y x 100				
		64,74			
Kategori Penilaian					
0% – 24,99%	Sangat (tidak setuju/kurang sekali)				
25% – 49,99%	Tidak setuju				
50% – 74,99%	Setuju/Baik/suka				
75% – 100%	Sangat (setuju/Baik/Suka)				

Q16

Statement	SD	D	A	SA	Total
Positif (T)	6	9	17	7	39
Skor Likert (Pn)	1	2	3	4	10
Hasil (TxPn)	6	18	51	28	103
Negatif (T)	13	16	7	3	39
Skor Likert (Pn)	4	3	2	1	10
Hasil (TxPn)	52	48	14	3	117
Statement Positif	6	18	51	28	103
Statement Negatif	52	48	14	3	117
Hasil Total	58	66	65	31	220
	1,1	1,2	1,2	0,6	4,0
				Rata-rata=	55,0
				Min =	31
				Max =	66
				Median=	61,5
				Std=	16,39105
				Variabel=	268,6667
Y = skor tertinggi likert x jumlah responder	4x39 =			156	
X = skor terendah likert x jumlah responde	1x39 =			39	
Rumus Index %	= Total Hasil/Y x 100				
	70,51				
Kategori Penilaian					
0% – 24,99%	Sangat (tidak setuju/kurang sekali)				
25% – 49,99%	Tidak setuju				
50% – 74,99%	Setuju/Baik/suka				
75% – 100%	Sangat (setuju/Baik/Suka)				

Q17

Statement	SD	D	A	SA	Total
Positif (T)	4	5	14	16	39
Skor Likert (Pn)	1	2	3	4	10
Hasil (TxPn)	4	10	42	64	120
Negatif (T)	12	13	10	4	39
Skor Likert (Pn)	4	3	2	1	10
Hasil (TxPn)	48	39	20	4	111
Statement Positif	4	10	42	64	120
Statement Negatif	48	39	20	4	111
Hasil Total	52	49	62	68	231
	0,9	0,8	1,1	1,2	4,0
				Rata-rata=	57,8
				Min =	49
				Max =	68
				Median=	57
				Std=	8,80814
				Variabel=	77,58333
Y = skor tertinggi likert x jumlah responder			4x39 =	156	
X = skor terendah likert x jumlah responde			1x39 =	39	
Rumus Index %	= Total Hasil/Y x 100				
		74,04			
Kategori Penilaian					
0% – 24,99%	Sangat (tidak setuju/kurang sekali)				
25% – 49,99%	Tidak setuju				
50% – 74,99%	Setuju/Baik/suka				
75% – 100%	Sangat (setuju/Baik/Suka)				

Q18

Statement	SD	D	A	SA	Total
Positif (T)	2	5	19	13	39
Skor Likert (Pn)	1	2	3	4	10
Hasil (TxPn)	2	10	57	52	121
Negatif (T)	16	10	11	2	39
Skor Likert (Pn)	4	3	2	1	10
Hasil (TxPn)	64	30	22	2	118
Statement Positif	2	10	57	52	121
Statement Negatif	64	30	22	2	118
Hasil Total	66	40	79	54	239
	1,1	0,7	1,3	0,9	4,0
					Rata-rata= 59,8
					Min = 40
					Max = 79
					Median= 60
					Std= 16,66083
					Variabel= 277,5833
Y = skor tertinggi likert x jumlah responder	4x39 =				156
X = skor terendah likert x jumlah responde	1x39 =				39
Rumus Index %	= Total Hasil/Y x 100				
	76,60				
Kategori Penilaian					
0% – 24,99%	Sangat (tidak setuju/kurang sekali)				
25% – 49,99%	Tidak setuju				
50% – 74,99%	Setuju/Baik/suka				
75% – 100%	Sangat (setuju/Baik/Suka)				

Q19

Statement	SD	D	A	SA	Total
Positif (T)	2	10	15	12	39
Skor Likert (Pn)	1	2	3	4	10
Hasil (TxPn)	2	20	45	48	115
Negatif (T)	7	14	12	6	39
Skor Likert (Pn)	4	3	2	1	10
Hasil (TxPn)	28	42	24	6	100
Statement Positif	2	20	45	48	115
Statement Negatif	28	42	24	6	100
Hasil Total	30	62	69	54	215
	0,6	1,2	1,3	1,0	4,0
				Rata-rata=	53,8
				Min =	30
				Max =	69
				Median=	58
				Std=	16,97793
				Variabel=	288,25
Y = skor tertinggi likert x jumlah responder			4x39 =	156	
X = skor terendah likert x jumlah responde			1x39 =	39	
Rumus Index %	= Total Hasil/Y x 100				
		68,91			
Kategori Penilaian					
0% – 24,99%	Sangat (tidak setuju/kurang sekali)				
25% – 49,99%	Tidak setuju				
50% – 74,99%	Setuju/Baik/suka				
75% – 100%	Sangat (setuju/Baik/Suka)				

Q20

Statement	SD	D	A	SA	Total
Positif (T)	1	4	8	26	39
Skor Likert (Pn)	1	2	3	4	10
Hasil (TxPn)	1	8	24	104	137
Negatif (T)	22	10	5	2	39
Skor Likert (Pn)	4	3	2	1	10
Hasil (TxPn)	88	30	10	2	130
Statement Positif	1	8	24	104	137
Statement Negatif	88	30	10	2	130
Hasil Total	89	38	34	106	267
	1,3	0,6	0,5	1,6	4,0
				Rata-rata=	66,8
				Min =	34
				Max =	106
				Median=	63,5
				Std=	36,21579
				Variabel=	1311,583
Y = skor tertinggi likert x jumlah responder	4x39 =			156	
X = skor terendah likert x jumlah responde	1x39 =			39	
Rumus Index %	= Total Hasil/Y x 100				
	85,58				
Kategori Penilaian					
0% – 24,99%	Sangat (tidak setuju/kurang sekali)				
25% – 49,99%	Tidak setuju				
50% – 74,99%	Setuju/Baik/suka				
75% – 100%	Sangat (setuju/Baik/Suka)				

Appendix K. Permission Letter.



**KEMENTERIAN AGAMA REPUBLIK INDONESIA
INSTITUT AGAMA ISLAM NEGERI (IAIN) KEDIRI
FAKULTAS TARBIYAH**

Jalan Sunan Ampel No. 7, Kec. Ngronggo, Kota Kediri, Jawa Timur. Kode Pos 64127
Telepon (0354) 689282 | Website: www.iainkediri.ac.id

Nomor : B-1475/In.36/D2/PP.07.01.05/04/2022 Kediri, 18 April 2022
Lamp. : -
Perihal : **Pemohonan Izin Riset / Penelitian**

Kepada
Kepala SMAN 1 Puncu
di Tempat

Assalamualaikum Wr. Wb.

Dengan hormat kami beritahukan bahwa mahasiswa tersebut di bawah ini :

Nama : MUHAMMAD NANDA PRATAMA
NIM : 932206318
Semester : 8
Prodi : TADRIS BAHASA INGGRIS

Dalam rangka menyelesaikan studi dan menyusun skripsinya yang perlu melakukan penelitian lapangan. Untuk itu kami memohon agar mahasiswa yang bersangkutan diberi izin dan kesempatan untuk melakukan penelitian di wilayah / lembaga yang menjadi wewenang Bapak / Ibu, dalam bidang-bidang yang terkait dengan judul skripsinya, yaitu :

· **"STUDENTS' PERCEPTION ON THE USE OF GOOGLE CLASSROOM IN THE ENGLISH TEACHING AND LEARNING PROCESS"**

Mahasiswa yang melaksanakan riset/penelitian akan berkewajiban mentaati semua peraturan yang berlaku di lembaga/instansi tempat penelitiannya.
Demikian atas perkenan dan kerjasama Bapak/Ibu. kami sampaikan terimakasih.

Wassalamualaikum Wr. Wb.

a.n. Dekan Fakultas Tarbiyah,
Kepala Bagian Tata Usaha



JULFIANA EVARINI, S.E
NIP. 19710702 199803 2 002

Sent To : mnandapratama110200@gmail.com

Appendix L. Documentation.

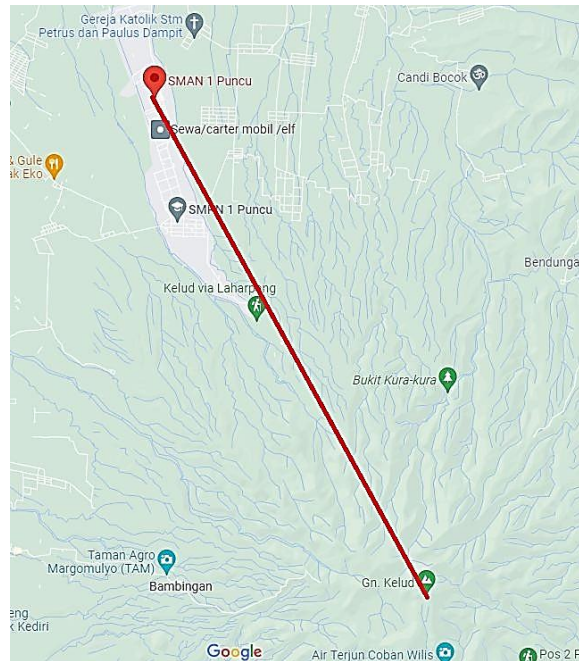


Figure 1. Estimated distance between State high school 1 Puncu and the peak of Mount Kelud.

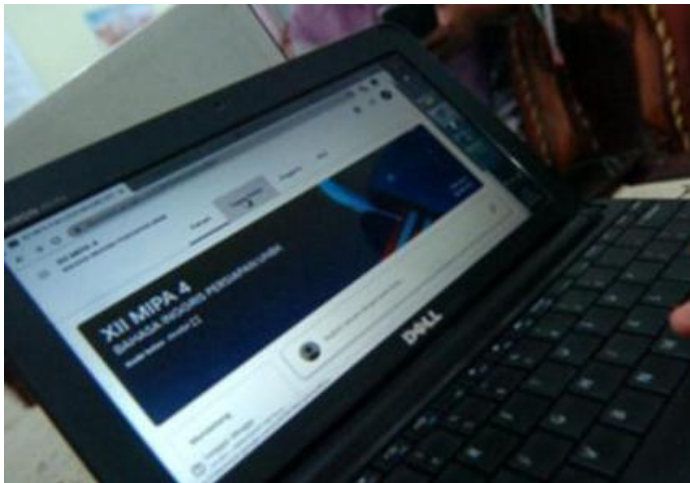


Figure 2. One of the benefits of features on Google Classroom that help students manage learning.



Figure 3. Student activities learn to use internet access in the school garden.



Figure 4. The interview process with the English subject teacher.



Figure 5. Interview process with grade 10 students.



Figure 6. Evidence that the internet installation is not well maintained. (Outdoor)




Figure 7. Evidence that the internet installation is not well maintained. (Indoor)



Figure 8. One of the computer room facilities at the state high school 1 Puncu.



Figure 9. The interview process with the deputy head of student affairs.



Figure 10. Physics laboratory room school facilities.




Figure 11. School library facilities.



Figure 12. Interview with the teacher in the facilities and infrastructure section.



Figure 13. Meet with the English subject teacher regarding permission to carry out research.



Figure 14. The atmosphere of the state high school 1 Puncu yard.



Figure 15. The atmosphere of the front yard of the state high school 1 Puncu.



Figure 16. Storefront containing student championship trophies.