

APPENDICES

Appendix 1. Blueprint of pre-test worksheet

PRE-TEST WORKSHEET

1. Write a procedure text by choosing one of the topics below:

a. How to Make a Cup of Coffee

b. How to Cook an Instant Noodle

c. How to Install WhatsApp Application

2. Your text should consist of Goal, Material and steps

3. You have 60 minutes for finishing your text

4. Your text should consist of 50-100 words

5. Your text will be scored based on content, organization, vocabulary, grammar and mechanics.

Appendix 2. Blueprint post-test worksheet

POST-TEST WORKSHEET

1. Write a procedure text by choosing one of the topics below:

a. How to Make a glass of Iced Tea

b. How to Cook Fried Egg

c. How to Install Tik Tok Application

2. Your text should consist of Goal, Material and steps

3. You have 60 minutes for finishing your text

4. Your text should consist of 50-100 words

5. Your text will be scored based on content, organization, vocabulary, grammar and mechanics.

Appendix 3. Scoring Rubric

Table 1. *Analytical scoring rubric* (Jacobs et al., 1981 cited in Weigle, 2002, p. 115-116).

ASPECT	SCORE	LEVEL/CRITERIA
CONTENT	30-27	EXCELLENT TO VERY GOOD: knowledgeable • substantive • thorough development of thesis • relevant to assigned topic
	26-22	GOOD TO AVERAGE: some knowledge of subject • adequate range • limited development of thesis • mostly relevant to the topic, but lacks detail
	21-17	FAIR TO POOR: limited knowledge of subject • little substance • inadequate development of topic
	16-13	VERY POOR: does not show knowledge of subject • non-substantive • not pertinent • OR not enough to evaluate
ORGANIZATION	20-18	EXCELLENT TO VERY GOOD: fluent expression • ideas clearly stated/ supported • succinct • well-organized • logical sequencing • cohesive
	17-14	GOOD TO AVERAGE: somewhat choppy • loosely organized but main ideas stand out • limited support • logical but incomplete sequencing
	13-10	FAIR TO POOR: non-fluent • ideas confused or disconnected • lacks logical sequencing and development
	9-7	VERY POOR: does not communicate • no organization • OR not enough to evaluate
VOCABULARY	20-18	EXCELLENT TO VERY GOOD: sophisticated range • effective word/ idiom choice and usage • word form mastery • appropriate register
	17-14	GOOD TO AVERAGE: adequate range • occasional errors of word/ idiom form, choice, usage <i>but meaning not obscured</i>
	13-10	FAIR TO POOR: limited range • frequent errors of word/ idiom form, choice, usage • <i>meaning confused or obscured</i>
	9-7	VERY POOR: essential translation • little knowledge of English vocabulary, idioms, word form • OR not enough to evaluate
LANGUAGE USE	25-22	EXCELLENT TO VERY GOOD: effective complex constructions • few errors of agreement, tense, number, word order/ function, articles, pronouns, prepositions
	21-18	GOOD TO AVERAGE: effective but simple constructions • minor problems in complex constructions • several errors of agreement, tense, number, word order/ function, articles, pronouns, prepositions <i>but meaning seldom obscured</i>
	17-11	FAIR TO POOR: major problems in simple/ complex constructions • frequent errors of negation, agreement, tense, number, word order/ function, articles, pronouns, prepositions and/ or fragments, run-ons, deletions • <i>meaning confused or obscured</i>
	10-5	VERY POOR: virtually no mastery of sentence construction rules • dominated by errors • does not communicate • OR not enough to evaluate
MECHANICS	5	EXCELLENT TO VERY GOOD: demonstrates mastery of conventions • few errors of spelling, punctuation, capitalization, paragraphing
	4	GOOD TO AVERAGE: occasional errors of spelling, punctuation, capitalization, paragraphing <i>but meaning not obscured</i>
	3	FAIR TO POOR: frequent errors of spelling, punctuation, capitalization, paragraphing • poor handwriting • <i>meaning confused or obscured</i>
	2	VERY POOR: no mastery of conventions • dominated by errors of spelling, punctuation, capitalization, paragraphing • handwriting illegible • OR not enough to evaluate

Appendix 4. Lesson plan for experimental group
LESSON PLAN FOR EXPERIMENTAL CLASS

School : MAN 1 Kota Kediri
Class/Semester : XI/1
Subject : English
Topic : procedure text
Skill : writing
Time : 90 minutes x 2 (meeting)

A. Standard of Competence

Understanding the generic structure and language features of procedure text.

B. Basic Competence

1. Understanding the social function
2. Understanding the language features

C. Learning aim

Students are proficient in constructing coherence procedure text.

D. Indicators

1. Students are able to master the generic structure of the procedure text
2. Students are able to use variety of vocabulary
3. Students are able to construct the procedure text logically and orderly.

E. Learning media


Genre Based Approach and Game-based learning

H. Learning Media

1. *Wordwall*
2. Whiteboard
3. Marker
4. Laptop
5. Projektor

Meeting-1

Activity	Teacher	Time
Pre teaching	<ol style="list-style-type: none"> 1. Teacher invites students to pray together 2. Teacher check students' attendance 3. Teacher deliver the learning objectives 4. Teacher manages students' seat 	15 minutes
	<p>BKOF</p> <ol style="list-style-type: none"> 1. Teacher explains about procedure text material: definition, social function, generic structure and language feature 	60 minutes

<p>While teaching</p>	 <p>MOT</p> <ol style="list-style-type: none"> 2. Teacher gives an example of procedure text 3. Teacher shows an example of procedure text an scrambled word feature (https://wordwall.net/resource/100757450) 4. Teacher explains how to arrange the sentence in a good order 5. Teacher give the link of scrambled word to the students (https://wordwall.net/resource/91503716) 6. Students do the exercise wondering together with their chair mate 	
<p>Post teaching</p>	<ol style="list-style-type: none"> 1. teacher give the evaluation and reflection 2. teacher close the class 	<p>15 minutes</p>

Meeting-2

Activity	Teacher	Time
<p>Pre teaching</p>	<ol style="list-style-type: none"> 1. Teacher invites students to pray together 2. Teacher check students' attendance 3. Teacher deliver the learning objectives 4. Teacher manage students' seat 	<p>15 minutes</p>
<p>While teaching</p>	<p>JCOT</p> <ol style="list-style-type: none"> 1. Teacher gives the link of scrambled word (https://wordwall.net/resource/101784884) 2. Teacher and students do the exercise together for Page 1-3 3. Teacher points some students to come forward to try the exercise <p>ICOT</p> <ol style="list-style-type: none"> 1. Students with their chair mates make their own 	<p>60 minutes</p>

	<p>2. procedure text and input it to the scrambled word game</p> <p>3. Students give their link each other</p> <p>4. Each students do the task from their friends</p>	
Post teaching	<p>teacher give the evaluation and reflection</p> <p>teacher close the class</p>	15 minutes

Appendix 5. Lesson plan for control group

LESSON PLAN FOR CONTROL CLASS

School	: MAN 1 Kota Kediri
Class/Semester	: XI/1
Subject	: English
Topic	: Procedure text
Skill	: writing
Time	: 90 minutes x 2 (meeting)

A. Standard of Competence

Understanding the form of simple past tense in positive, negative and interrogative and the usage of simple past tense to arrange a narrative text.

B. Basic Competence

1. Understanding the social function
2. Understanding the language features

C. Learning aim

Students are proficient in constructing coherence procedure text.

F. Indicators

1. Students are able to master the generic structure of the procedure text
2. Students are able to use variety of vocabulary
3. Students are able to construct the procedure text logically and orderly.

G. Learning media


Genre Based Approach

H. Learning Media

1. PowerPoint
2. Whiteboard
3. Marker
4. Paper
5. Pen


Meeting-1

Stage	Activity & Description	Time
Pre-Teaching	1. Teacher invites students to pray together 2. Teacher check students' attendance	15 minutes

	<p>3. Teacher deliver the learning objectives</p> <p>4. Teacher manage students' seat</p>	
Whilst-Teaching	<p>BKOF:</p> <p>1. Teacher explains about procedure text material: definition, social function, generic structure and language feature (https://docs.google.com/presentation/d/1-S-1sbDTpiG_LGXY9E4ji1RCwKXSJPOW/edit?usp=drive_link&oid=112175036134516582309&rtpof=true&sd=true)</p> <p>MOT</p> <p>2. Teacher gives the students an example of procedure text</p>  <p>3. Students read examples of Procedure Texts</p> <p>4. Teacher together with the students identify the generic structure and the language feature of the text</p> <p>5. Teacher explains the sentence structure of the text</p>	60 minutes
Post-Teaching	<p>1. teacher give the evaluation and reflection</p> <p>2. teacher close the class</p>	15 min

Meeting-2

Stage	Activity & Description	Time
Pre-Teaching	<p>1. Teacher invites students to pray together</p> <p>2. Teacher check students' attendance</p> <p>3. Teacher deliver the learning objectives</p> <p>4. Teacher manages students' seat.</p>	15 minutes

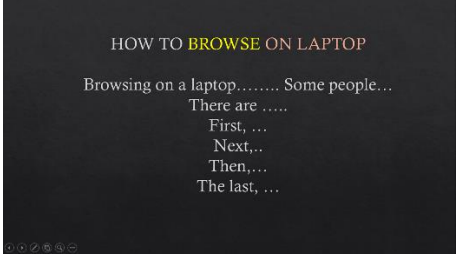
Whilst-teaching	<p>JCOT:</p> <p>1. Teacher shows a topic of procedure text</p>  <p>2. Teacher and students discuss to make a complete text</p>	60 minutes
------------------------	---	------------



3. Teacher points some students to write their opinion
4. Teacher explains the sentence structure of the text

ICOT

1. Students work in pairs to write a short paragraph of Procedure Text based on provided topic with the teacher’s clue



2. Teacher gives immediate feedback

Post-Teaching	<ol style="list-style-type: none"> 1. teacher give the evaluation and reflection 2. teacher close the class 	<p>15 minutes</p>
----------------------	---	-----------------------

Appendix 6. Table of score

a. Pre-test score for experimental group (rater 1)

No	N.	C.	O.	V.	L.	M.	Total
1	A. A. K. B.	22	17	17	20	3	79
2	A. H. B.	22	17	15	13	2	69
3	A. T. M.	22	18	18	20	4	82
4	B. N.	20	15	15	17	3	70
5	B. A. P.	24	18	14	18	4	78
6	B. A. I.	22	18	18	20	4	82
7	D. A. A.	20	13	18	19	2	72
8	F. H. K.	18	17	13	21	5	74
9	F. Z. E. F.	22	18	15	18	2	75
10	F. A. A.	18	17	13	21	5	74
11	G. A. M.	22	18	15	14	3	72
12	I. A. K.	20	16	17	17	4	74
13	J. K. A. A.	13	9	7	10	2	41
14	K. Z. A. A. P.	18	14	15	17	4	68
15	M. H. A.	18	13	10	17	4	62
16	M. R. P.	22	18	18	21	2	81
17	M. R. A.	22	13	15	17	3	70
18	M. S. F.	25	18	18	17	3	81
19	M. R. A.	22	18	17	19	2	78
20	N. F. R.	20	17	15	21	3	76
21	N. M. G. R.	25	18	18	20	4	85
22	N. A. A.	25	18	18	20	2	83
23	N. A. A.	20	17	15	17	3	72
24	P. H. L.	22	17	13	17	3	72
25	R. A. N.	19	13	20	22	3	77
26	R. W.	20	17	17	20	3	75
27	R. N. P. M.	22	18	14	11	2	67
28	R. A. F.	22	16	17	20	3	78
29	R. J.	22	17	14	18	3	74
30	S. F. A.	22	17	18	21	3	81
31	S. A. A.	22	18	14	11	3	68
32	S. A. S.	25	18	18	22	3	86
33	T. I. A.	25	15	15	18	2	75

34	V. M. Z.	22	17	18	20	3	80
35	Z. A.	25	18	18	20	4	85
36	Z. S. H. M.	24	17	17	18	2	78

b. Pre-test score for experimental group (rater 2)

No	N.	C.	O.	V.	L.	M.	Total
1	A. A. K. B.	25	18	18	17	3	81
2	A. H. B.	24	18	17	20	4	83
3	A. T. M.	25	18	17	20	4	84
4	B. N.	25	15	17	19	3	79
5	B. A. P.	26	15	16	20	3	80
6	B. A. I.	25	18	18	20	4	85
7	D. A. A.	24	15	17	19	3	78
8	F. H. K.	25	18	17	20	4	84
9	F. Z. E. F.	25	18	18	20	4	85
10	F. A. A.	25	18	17	20	4	84
11	G. A. M.	20	14	14	19	4	71
12	I. A. K.	21	17	17	18	3	76
13	J. K. A. A.	24	14	15	21	4	78
14	K. Z. A. A. P.	20	17	18	17	4	76
15	M. H. A.	25	15	17	19	3	79
16	M. R. P.	25	16	17	19	3	80
17	M. R. A.	20	18	15	15	2	70
18	M. S. F.	20	17	18	17	4	76
19	M. R. A.	24	18	17	20	4	83
20	N. F. R.	22	18	17	17	4	78
21	N. M. G. R.	24	18	18	22	4	86
22	N. A. A.	25	18	18	22	4	87
23	N. A. A.	25	18	17	20	4	84
24	P. H. L.	25	18	18	17	3	81
25	R. A. N.	25	18	15	20	3	81
26	R. W.	18	17	15	20	3	73
27	R. N. P. M.	25	14	15	20	3	77
28	R. A. F.	23	17	17	18	3	78
29	R. J.	25	17	18	21	4	86
30	S. F. A.	25	18	18	21	4	87
31	S. A. A.	24	16	15	20	4	79
32	S. A. S.	25	19	19	22	4	88
33	T. I. A.	25	17	16	20	3	81

34	V. M. Z.	25	18	18	20	4	85
35	Z. A.	24	18	18	22	4	86
36	Z. S. H. M.	25	18	16	20	4	83

c. pre-test score for control group (rater 1)

No	N.	C.	O.	V.	L.	M.	Total
1	A. N. R. P.	18	15	14	18	3	68
2	A. M. R. G.	25	13	17	17	2	74
3	A. I. A.	22	17	17	17	3	77
4	A. A. R.	22	18	17	20	3	80
5	A. N. S.	25	17	18	22	3	85
6	B. R. R.	15	10	10	17	2	54
7	C.	20	17	17	11	3	74
8	C. N. A. H.	20	14	14	21	3	72
9	C. F. N. A.	22	17	15	18	3	75
10	C. W. L.	23	16	17	17	3	76
11	D. I. A.	20	15	16	17	3	71
12	F. K. D.	22	18	13	14	2	69
6913	F. A. Z.	22	17	17	15	3	74
14	H. E. P.	20	17	17	20	4	78
15	K. F.	20	18	18	18	4	78
16	L. K.	24	18	14	17	4	77
17	L. C. C.	25	18	18	21	4	86
18	M. K. P.	17	13	11	17	2	60
19	M. I. A.	20	15	14	18	3	70
20	M. A. S.	22	18	18	21	3	82
21	M. A. F. A. H.	20	18	17	20	3	78
22	M. F. R. R.	20	16	15	15	2	68
23	M. H. A. M.	22	18	17	18	2	77
24	N. M. M.	22	18	13	14	4	71
25	N. L. J. P.	21	17	18	17	4	77
26	N. D. A.	22	18	13	21	3	77
27	R. F. Y.	22	15	18	22	3	80
28	R. A.	21	17	15	18	3	74
29	R. A. R. P.	23	17	18	21	3	83
30	R. N. L.	22	13	10	15	3	63
31	S. A. Z.	18	18	15	21	3	75
32	S. W. F.	25	18	18	17	3	81
33	V. R. S.	25	16	18	20	4	83
34	Y. P. S.	20	17	18	18	3	74

35	Z. S. A.	18	13	11	13	2	57
36	Z. N. M.	25	18	18	22	4	87

d. pre-test score for control group (rater 2)

No	N.	C.	O.	V.	L.	M.	Total
1	A. N. R. P.	22	17	17	19	3	78
2	A. M. R. G.	27	18	20	21	3	89
3	A. I. A.	24	18	17	17	3	80
4	A. A. R.	22	18	18	21	3	88
5	A. N. S.	25	13	18	22	3	85
6	B. R. R.	17	13	13	15	2	60
7	C.	25	17	17	20	4	83
8	C. N. A. H.	25	17	18	20	3	83
9	C. F. N. A.	25	18	18	20	2	83
10	C. W. L.	25	18	18	20	4	85
11	D. I. A.	25	15	17	19	3	79
12	F. K. D.	25	18	18	20	4	85
13	F. A. Z.	25	18	17	20	4	89
14	H. E. P.	24	87	17	20	4	83
15	K. F.	25	18	17	20	4	84
16	L. K.	25	18	18	20	4	85
17	L. C. C.	25	17	19	21	3	86
18	M. K. P.	21	15	18	21	3	78
19	M. I. A.	20	18	18	20	4	80
20	M. A. S.	24	17	17	20	4	82
21	M. A. F. A. H.	25	15	17	19	3	79
22	M. F. R. R.	24	18	18	17	3	80
23	M. H. A. M.	24	18	17	20	4	83
24	N. M. M.	22	18	18	18	3	79
25	N. L. J. P.	25	18	17	20	4	84
26	N. D. A.	25	18	15	18	3	79
27	R. F. Y.	25	18	18	22	3	86
28	R. A.	22	18	16	20	3	79
29	R. A. R. P.	25	17	18	22	3	85
30	R. N. L.	25	10	10	15	4	64
31	S. A. Z.	25	15	17	19	3	79
32	S. W. F.	24	18	17	20	4	83
33	V. R. S.	25	18	18	20	4	85
34	Y. P. S.	25	18	18	20	4	85

35	Z. S. A.	25	18	18	22	4	87
36	Z. N. M.	25	18	17	20	5	85

e. Post-test score for experimental group (rater 1)

No	N.	C.	O.	V.	L.	M.	Total
1	A. A. K. B.	27	19	18	22	4	90
2	A. H. B.	26	19	18	20	5	88
3	A. T. M.	26	18	18	21	4	87
4	B. N.	25	17	16	20	4	82
5	B. A. P.	25	19	18	20	4	86
6	B. A. I.	27	19	18	22	5	91
7	D. A. A.	26	18	19	20	5	88
8	F. H. K.	23	17	18	22	4	84
9	F. Z. E. F.	24	18	17	19	3	81
10	F. A. A.	23	17	17	20	4	80
11	G. A. M.	25	17	18	19	3	82
12	I. A. K.	26	19	18	20	4	87
13	J. K. A. A.	17	13	13	17	2	62
14	K. Z. A. A. P.	23	17	17	20	4	81
15	M. H. A.	25	17	17	18	4	81
16	M. R. P.	23	18	17	19	3	80
17	M. R. A.	26	18	18	22	4	88
18	M. S. F.	26	19	18	22	5	90
19	M. R. A.	24	19	18	20	3	84
20	N. F. R.	25	19	18	20	4	86
21	N. M. G. R.	28	19	18	22	5	92
22	N. A. A.	25	19	18	22	5	89
23	N. A. A.	27	19	18	22	5	91
24	P. H. L.	23	16	16	18	3	76
25	R. A. N.	25	19	19	22	5	90
26	R. W.	26	18	18	22	5	89
27	R. N. P. M.	23	17	17	20	4	81
28	R. A. F.	23	17	17	18	3	78
29	R. J.	25	18	18	21	3	85
30	S. F. A.	24	19	17	20	4	84
31	S. A. A.	22	17	17	20	4	81
32	S. A. S.	25	20	18	22	4	89
33	T. I. A.	23	18	18	22	4	85
34	V. M. Z.	26	19	18	21	5	89

35	Z. A.	28	19	18	22	5	92
36	Z. S. H. M.	25	18	18	22	3	86

f. Post-test score for experimental group (rater 2)

No	N.	C.	O.	V.	L.	M.	Total
1	A. A. K. B.	27	19	19	22	5	92
2	A. H. B.	26	18	18	22	4	88
3	A. T. M.	25	18	18	21	2	84
4	B. N.	26	18	18	20	4	86
5	B. A. P.	26	15	16	20	3	80
6	B. A. I.	25	18	18	22	5	88
7	D. A. A.	25	18	18	22	5	88
8	F. H. K.	24	18	18	22	3	85
9	F. Z. E. F.	25	18	18	20	4	85
10	F. A. A.	24	17	18	22	4	85
11	G. A. M.	26	18	18	19	4	85
12	I. A. K.	26	19	18	19	5	87
13	J. K. A. A.	17	14	14	18	2	65
14	K. Z. A. A. P.	24	18	18	18	4	83
15	M. H. A.	24	17	18	20	3	82
16	M. R. P.	25	18	17	19	4	85
17	M. R. A.	25	19	19	22	5	90
18	M. S. F.	25	17	18	22	4	86
19	M. R. A.	24	18	17	20	4	83
20	N. F. R.	25	18	18	21	3	85
21	N. M. G. R.	28	19	19	22	5	93
22	N. A. A.	25	18	18	22	5	88
23	N. A. A.	25	18	18	22	5	88
24	P. H. L.	25	18	18	20	2	83
25	R. A. N.	25	18	18	22	3	86
26	R. W.	25	18	18	22	5	88
27	R. N. P. M.	24	18	18	18	4	83
28	R. A. F.	23	17	17	18	3	78
29	R. J.	24	18	18	20	3	83
30	S. F. A.	25	18	18	21	4	87
31	S. A. A.	23	18	18	22	3	84
32	S. A. S.	25	19	19	22	4	88
33	T. I. A.	25	18	17	18	4	82
34	V. M. Z.	25	18	18	20	5	86

35	Z. A.	27	19	19	22	5	92
36	Z. S. H. M.	25	18	16	20	4	83

g. post-test score for control group (rater 1)

No	N.	C.	O.	V.	L.	M.	Total
1	A. N. R. P.	16	9	13	11	3	52
2	A. M. R. G.	26	19	19	20	3	87
3	A. I. A.	25	18	18	18	2	81
4	A. A. R.	25	18	18	20	3	84
5	A. N. S.	23	16	16	19	3	79
6	B. R. R.	26	18	18	21	4	87
7	C.	24	17	17	20	4	82
8	C. N. A. H.	24	17	17	20	4	82
9	C. F. N. A.	25	19	18	20	4	86
10	C. W. L.	27	19	18	22	5	91
11	D. I. A.	20	13	13	15	2	63
12	F. K. D.	24	18	17	22	4	85
13	F. A. Z.	25	17	17	20	4	83
14	H. E. P.	22	17	18	20	4	81
15	K. F.	25	19	19	22	5	90
16	L. K.	25	18	18	20	4	85
17	L. C. C.	24	18	19	20	3	84
18	M. K. P.	20	15	16	20	3	74
19	M. I. A.	26	19	18	22	4	89
20	M. A. S.	23	17	17	19	3	79
21	M. A. F. A. H.	25	17	18	20	4	84
22	M. F. R. R.	23	17	17	22	4	83
23	M. H. A. M.	23	18	17	20	5	83
24	N. M. M.	23	17	18	22	4	84
25	N. L. J. P.	23	18	18	22	4	85
26	N. D. A.	28	19	19	23	4	93
27	R. F. Y.	25	18	18	19	3	83
28	R. A.	24	18	18	22	3	85
29	R. A. R. P.	23	17	18	22	4	84
30	R. N. L.	24	18	18	20	4	84
31	S. A. Z.	18	13	17	21	4	73
32	S. W. F.	23	18	18	20	3	82
33	V. R. S.	23	18	18	20	3	82
34	Y. P. S.	22	18	18	20	3	81

35	Z. S. A.	25	18	15	19	3	80
36	Z. N. M.	26	20	18	20	3	87

h. post-test score for control group (rater 2)

No	students initial	C.	O.	V.	L.	M.	Total
1	A. N. R. P.	14	8	8	10	2	42
2	A. M. R. G.	25	18	18	20	3	84
3	A. I. A.	24	18	18	18	2	80
4	A. A. R.	25	18	18	20	3	84
5	A. N. S.	23	18	18	20	4	83
6	B. R. R.	25	18	18	20	4	85
7	C.	25	17	18	20	3	83
8	C. N. A. H.	24	18	18	18	2	80
9	C. F. N. A.	25	19	18	22	3	86
10	C. W. L.	25	18	18	21	5	87
11	D. I. A.	16	10	16	16	2	62
12	F. K. D.	25	18	18	19	3	83
13	F. A. Z.	25	18	18	21	4	86
14	H. E. P.	25	18	18	21	4	86
15	K. F.	26	18	19	22	5	90
16	L. K.	25	18	18	20	4	85
17	L. C. C.	26	18	18	20	3	85
18	M. K. P.	20	16	16	16	2	70
19	M. I. A.	25	18	18	22	5	88
20	M. A. S.	25	18	18	20	3	84
21	M. A. F. A. H.	22	18	18	20	2	80
22	M. F. R. R.	23	18	18	22	3	84
23	M. H. A. M.	24	18	18	18	4	82
24	N. M. M.	25	18	18	21	3	84
25	N. L. J. P.	25	18	18	20	4	85
26	N. D. A.	28	18	18	20	3	88
27	R. F. Y.	25	18	18	20	4	85
28	R. A.	24	18	18	18	2	80
29	R. A. R. P.	25	19	18	21	4	86
30	R. N. L.	24	18	18	20	4	84
31	S. A. Z.	20	17	15	15	3	70
32	S. W. F.	24	18	18	18	2	80
33	V. R. S.	25	18	18	20	4	85
34	Y. P. S.	24	18	18	17	3	80

35	Z. S. A.	25	18	18	20	3	84
36	Z. N. M.	25	19	19	21	4	87

i. The Data of The Research

No	Experimental Pre	Experimental Post	Control Pre	Control Post
1	80	91	73	47
2	76	88	81.5	85.5
3	83	85.5	78.5	80.5
4	74.5	84	84	84
5	79	83	85	81
6	83.5	89.5	57	86
7	75	88	78.5	82.5
8	79	84.5	77.5	81
9	80	83	79	86
10	79	82.5	80.5	89
11	71.5	83.5	75	62.5
12	75	87	77	84
13	59.5	63.5	81.5	84.5
14	72	82	80.5	83.5
15	70.5	81.5	81	90
16	80.5	82.5	81	85
17	70	89	86	84.5
18	78.5	88	69	72
19	80.5	83.5	75	88.5
20	77	85.5	82	81.5
21	85.5	92.5	78.5	82
22	85	88.5	74	83.5
23	78	89.5	80	82.5
24	76.5	79.5	75	84
25	79	88	80.5	85
26	74	88.5	78	90.5
27	72	82	83	84
28	78	78	76.5	82.5
29	80	84	84	85
30	84	85.5	63.5	84
31	73.5	82.5	77	71.5
32	87	88.5	82	81
33	78	83.5	84	83.5

34	82.5	87.5	79.5	80.5
35	85.5	92	72	82
36	80.5	84.5	86	87

Appendix 7. The result of the test

Picture 1. The result of pre-test of experimental group

M. Siska Fanzuri
XI-L/18

PRE-TEST WORKSHEET

1. Write a procedure text by choosing one of the topics below:
 - a. How to Make a Cup of Coffee
 - b. How to Cook an Instant Noodle
 - c. How to Install WhatsApp Application
2. Your text should consist of Goal, Material and steps.
3. You have 60 minutes to finish your text.
4. Your text should consist of 50-100 words.
5. Your text will be scored based on content, organization, vocabulary, grammar and mechanics.

How to Make a cup of coffee

Coffee ^(was) become ^(to) popular for many people, coffee ^{is} made from seeds that only grow in high land, to ~~many~~ many ways to enjoy the coffee, this is one of to enjoy the coffee

first step Prepare the ingredient, ^(next) step boil the water like 5 minutes, while waiting ~~the~~ the water to boiling, Put the ingredient to the glass, after 5 minutes, ^{Put} the boiled water to the glass, ~~Put~~ your coffee until well mix, ~~Put~~ the last step stir your coffee until well mix, Finally your coffee is ready to drink

Picture 2. The result of post-test of experimental group

M. Seva Fanzuri

XI-2/18

POST-TEST WORKSHEET

1. Write a procedure text by choosing one of the topics below:
 - a. How to Make a glass of Iced Tea
 - b. How to Cook Fried Egg
 - c. How to Install Tik Tok Application
2. Your text should consist of Goal, Material and steps.
3. You have 60 minutes for finishing your text.
4. Your text should consist of 50-100 words.
5. Your text will be scored based on content, organization, vocabulary, grammar and mechanics.

How to Make a glass of Iced Tea

Tea is the one of popular drink in the world, Tea is mostly grow in the mountain area, so many ways to enjoy the tea, this is the one ways to enjoy the tea:

First of all prepare the ingredients, the ingredients are cattle, the tea bag, water, and a glass, Cook the water for 5-10 minutes, while waiting the water to cooked put the tea bag on the glass and add sugar, after 5-10 minutes put the water to the glass of tea. add some iced if you want, the last step, stir the glass of iced tea.

Picture 3. The result of pre-test of control group

Nama : Lira Khairina
Kelas : XI-K
Absen : 16

PRE-TEST WORKSHEET

1. Write a procedure text by choosing one of the topics below:
 - a. How to Make a Cup of Coffee
 - b. How to Cook an Instant Noodle
 - c. How to Install WhatsApp Application
2. Your text should consist of Goal, Material and steps.
3. You have 60 minutes to finish your text.
4. Your text should consist of 50-100 words.
5. Your text will be scored based on content, organization, vocabulary, grammar and mechanics.

How to Install WhatsApp Application

WhatsApp is Application you can using for send messenger with friends, or school and work. WhatsApp you can install in playstore, you can use handphone, laptop or other device. first, open playstore and search whatsapp Application then click install. After the installation is complete, open the application, then tap and login in whatsapp. fill in the necessary information for registration, using a phone number, complete other detail. finally, you can using your whatsapp now. And you can send messenger with your friend anytime.

Picture 4. The result of post-test of control group

Lira Khomra

XI-k

16

POST-TEST WORKSHEET

1. Write a procedure text by choosing one of the topics below:
 - a. How to Make a glass of Iced Tea
 - b. How to Cook Fried Egg
 - c. How to Install Tik Tok Application
2. Your text should consist of Goal, Material and steps.
3. You have 60 minutes for finishing your text.
4. Your text should consist of 50-100 words.
5. Your text will be scored based on content, organization, vocabulary, grammar and mechanics.

How to Install Tik Tok Application

TikTok is Application where you can install by playstore / Appstore. Tiktok usually can use for post content like foto or video. How to install Tiktok is so easy. you only need your handphone.

First, ~~open~~ open your handphone. Open the playstore or Appstore, search "TikTok" Application. Then, install Tiktok Application, wait until installing is finish.

Then, Open Tiktok Application and login for create your account in Tiktok. ~~fill~~ information, you can use email or google account, then fill the information what is need. Finish the registration until ~~fill~~ your account is done.

Finally, your account is finish. you can post content or watch everyone content in Tiktok.

Appendix 8. Documentation

Picture 1. Pre-test Experimental Group



Picture 2. Pre-test Control Group



Picture 3. Treatment for Experimental Group



Picture 4. Treatment for Control group



Picture 5. Post-test experimental group



Picture 6. Post-test control group



Appendix 9. Observation letter



**KEMENTERIAN AGAMA REPUBLIK INDONESIA
UNIVERSITAS ISLAM NEGERI (UIN) SYEKH WASIL KEDIRI
FAKULTAS TARBIYAH**

Jalan Sunan Ampel No. 7, Kec. Ngronggo, Kota Kediri, Jawa Timur. Kode Pos 64127
Telepon (0354) 689282 | Website: www.iainkediri.ac.id

Nomor : B-4901/Un.33/D2/PP.07.01.05/10/2025 Kediri, 22 October 2025
Lamp. : -
Perihal : Permohonan Izin Riset / Penelitian

Kepada
Kepala MAN 1 Kota Kediri
di Tempat

Assalamualaikum Wr. Wb.

Dengan hormat kami beritahukan bahwa mahasiswa tersebut di bawah ini :

Nama : HAPPY PUTRI SANJI
NIM : 22202027
Semester : 7
Prodi : TADRIS BAHASA INGGRIS

Dalam rangka menyelesaikan studi dan menyusun skripsinya yang perlu melakukan penelitian lapangan. Untuk itu kami memohon agar mahasiswa yang bersangkutan diberi izin dan kesempatan untuk melakukan penelitian di wilayah / lembaga yang menjadi wewenang Bapak / Ibu, dalam bidang-bidang yang terkait dengan judul skripsinya, yaitu :

"The Effectiveness of Scrambled word feature of Wordwall Application in Teaching Writing Skill"

Mahasiswa yang melaksanakan riset/penelitian akan berkewajiban mentaati semua peraturan yang berlaku di lembaga/instansi tempat penelitiannya.
Demikian atas perkenan dan kerjasama Bapak/Ibu. kami sampaikan terimakasih.

Wassalamualaikum Wr. Wb.

a.n. Dekan Fakultas Tarbiyah,
Wakil Dekan I



Dr. Hj. Mu'awanah, M.Pd



KEMENTERIAN AGAMA REPUBLIK INDONESIA
KANTOR KEMENTERIAN AGAMA KOTA KEDIRI
MADRASAH ALIYAH NEGERI 1

Jalan Sunan Ampel, Ngronggo, Kota Kediri, Kode Pos 64127
Telepon/Faksimile: (0354) 685322, (0354) 672248;
Email: mansatukodri@gmail.com

SURAT KETERANGAN

NOMOR: B-2512/Ma.13.24.01/PP.00.9/12/2025

Yang bertanda tangan di bawah ini,

Nama : Fanny Hargianto, S.Pd.
NIP : 196912151996011001
Jabatan : PIt. Kepala Madrasah Aliyah Negeri 1 Kota Kediri

dengan ini menerangkan bahwa mahasiswa UIN Syekh Wasil Kediri:

Nama : HAPPY PUTRI SANJI
NIM : 22202027
Prodi : Tadris Bahasa Inggris

telah melakukan penelitian di Madrasah Aliyah Negeri 1 Kota Kediri pada tanggal 11 – 18 November 2025 dalam rangka menyelesaikan studi dan menyusun skripsinya yang berjudul "The Effectiveness of Scrambled word feature of Wordwall Application in Teaching Writing Skill".

Demikian surat keterangan ini dibuat dengan sebenarnya.

Kediri, 15 Desember 2025
PIt. Kepala,

Fanny Hargianto

Appendix 10. Curriculum Vitae

I. Personal Details

Full Name : Happy Putri Sanji
Gender : Female
Place, Date of Birth : Kediri, 10th of August 2004
Address : Jl. Yos Sudarso, Dsn. Purwoharjo, Ds. Sidorejo
Kec. Pare, Kab. Kediri, East Java.
Email : risanji806@gmail.com
Motto : Never regret a day in your life

II. Education Details

1. 2017-2019 : MTsN 6 Kediri
2. 2019-2022 : MAN 1 Kota Kediri
3. 2022-2026 : Islamic University Syekh Isil Kediri