

CHAPTER III

RESEARCH METHODOLOGY

This chapter describes the steps of the research. It describes the research design, research setting and subject, and research procedure.

A. Reserch Design

The function of a reasearch design is to ensure that the evidence obtained enable us to answer the initial question as unambiguously as possible.²⁵ A method is the way to do research. In doing research, the researcher may be able to use kinds of methods those are suitable with the purpose of research. So that, the method can be used as the way to understand and to comprehends the researcher object.

The researcher uses Classrom Action Research design. According to the Hopkins, Classrom Action Research (CAR) is systematic inquiry with the goal of informing practice in a particular situation. CAR is the way for instructors to discover what works best in their own classroom situation, thus allowing informed decisions about teaching.²⁶

²⁵ David A. De Vaus. *Research Design as Social Research*.(London: SAGE Publication ltd. 2001). Page 9.

²⁶ Djunandi Ghoni. *Penelitian Tindakan Kelas*. (Malang: UIN Malang press, 2008). Page 3

Therefore, Classroom Action Research is a process where the teachers and the students hope that it give an improvement, an increasing and a changing in teaching learning to be better so the objective of teaching learning process in class can be gotten optimally.²⁷

The CAR process includes four manageable steps such us: observation, planning and action. CAR consists of some cycles. In every cycle, consists of planning, action, observation, reflection. The steps of research in every action happen repeatedly until get some classroom action research.²⁸ Nevertheless, it will be beginning by a preliminary step to know the students' English achievement before this research using Phonics Song Video is applied. The preliminary step consists of:

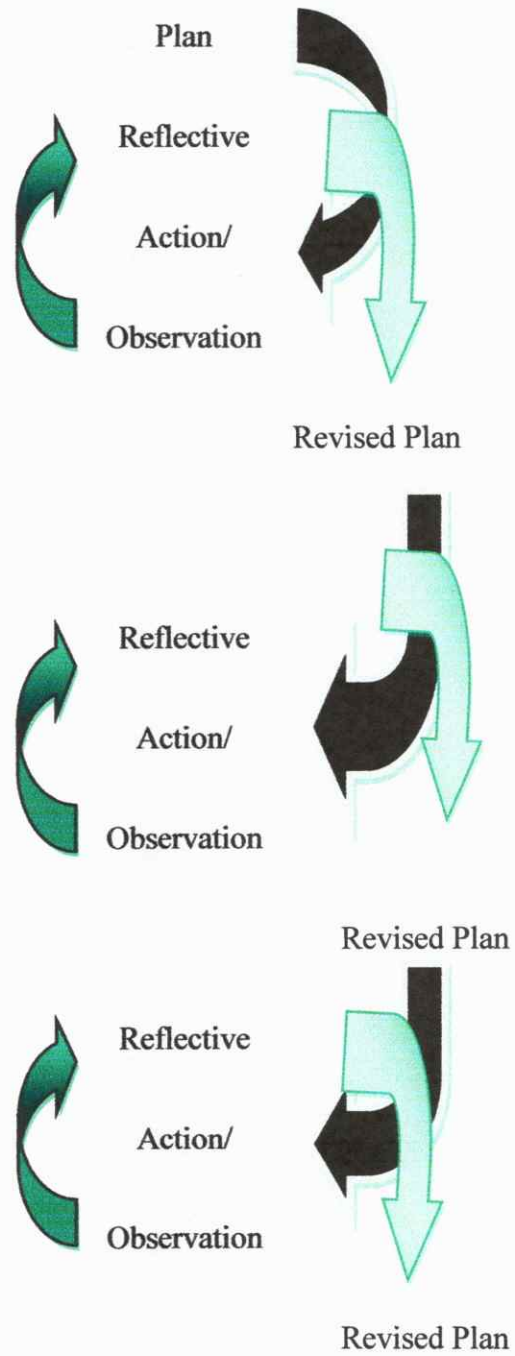
1. Identification of problem
2. Analyzes
3. Problem

There are many models of steps of CAR. Here, the study uses the Hopkins' model:

²⁷ Ibid. Page 8

²⁸ Masnur muclish. *Melaksanakan PTK itu Mudah*. (Jakarta: Bumi Aksara, 2009). Page 144

Sketch 1

Design of Hopkins²⁹

²⁹ Ibid. Page 45

B. Research Setting and Subject

The study will be conducted at TK AL-ITTIHAD Tanjungkalang. The Researcher chooses this school because in this school, the students are heterogenic.

In order to get the date, the researcher focuses only on the students in group B, 2012/2013 academic year.

C. Research Procedure

This research is action research that is done to increase the students' achievement in English subject. This research was conducted in a form of cycle. And every cycle have some steps: (1) planning action, (2) implementing of action, (3) observing of research, and (4) analysis and reflecting.

The planning of action is based on the analyzing of the finding from the preliminary observation (pre survey). After the researcher knows the problem, she prepares everything related the action in the classroom, step in teaching vocabulary process by using Phonics song video, guidance or help for the students during in the cooperative learning, the facilities are laptop, speakers, observation sheet and criteria of success. The next step is implementing the plan that has been designed by the researcher and the teacher. The teacher conducts the action by applying Phonics song video.

Therefore, the researcher collects the data by observing the action in the classroom during teaching learning process. Data collection is also done at the end of cycle, in which the researcher scored the students' final work. After the collecting the data, the researcher and the teacher analyzes or makes an evaluation of the result of the data collects. The evaluation is based on the teaching learning process by applying Phonics song video and the evaluation of students' final work sheet. The data analysis is done in the reflection on the basis of evaluation. It is determined whether the action is successful or not. If the action is unsuccessful, the researcher will conduct the next cycle by revising the planning.

1. Preliminary study

Preliminary or pre survey is used to know the situation clearly in classroom which will do research.³⁰ It is done before the researcher do cycle I, the researcher should know the problem at the class which will do research. The study observes the teaching learning process which does not use Phonics song video. After that, on the next meeting the researcher will apply Phonics song video.

2. Planning step

Planning is preparing the action to solve the problem in class.³¹

In the planning step, the researcher with the collaborative teacher prepares the lesson plan using Phonics song video in the process of teaching

³⁰ Ibid. Page 70

³¹ Masnur muclish. *Melaksanakan PTK itu Mudah*. (Jakarta: Bumi Aksara, 2009). Page 204

learning vocabulary, material and media, preparing the instrument for observation the criteria of success.

a. Preparing the lesson plan

Lesson plan consist of standard competency, based competency and the indicator. It is also contains the procedure of the step of teaching.

The steps of teaching use Phonics song video are:

➤ Class presentation

Materials in Phonics song video are initially introduced in class presentation. This is a lecture – discussion conducted by the teacher.³² The teacher presents the topic of the lesson. It started by warming up the question to lead the students. The teacher also used a media to build the students' interesting such us songs and pictures. In presentation class, the teacher also makes sure that the students should pay attention because it can be help in doing the quizzes.

➤ Quizzes

After approximately one period of teacher presentation, the students take individual quizzes that the

³² Spencer, Kagan. *Cooperative Learning*. (San Juan Capistrano: Kagan Cooperative Learning, 1992). Page 17:6.

students must be answers. The quizzes are given by the teacher. It is like the students' work in final test, it is of course content – relevant questions. The teammate is not permitted to help another during the quizzes.

➤ Individual progress score

The teacher calculates the individual test score. In order to, it is to know the average students' score in individual work. Then, after get the average score, the teacher determine the good score, the great score, and the super good score. Therefore, it is to know the students' improvement, the score of individual quizzes is also compared the score of pre test on the preliminary study.

b. Preparing the instructional material and media

In this case, the researcher prepares the instructional material and media. These are very important to make the students' interesting and to influence the students' motivation in teaching learning process.

In selecting the instructional material, the researcher discuss with the teacher. To prepare instructional media, the researcher prepares nametag. It uses to make easy for the researcher to observe them.

c. Preparing the instrument for observation

Research instrument is tools or facilities that used by the researcher to collect data. So, it makes the job easier, complete, and systematic.³³ The instruments use in this research is individual quiz.

Individual quiz is the step of Phonics song video that used to measure the students' achievement after applies Phonics song video media. Individual quiz is given after an individual work. The model of quiz is created by the researcher on final test.

d. Preparing the criteria of success

The criteria of success are designed to assess the students' achievement in vocabulary by using Phonics song video media. They are designed to determine whether the action in the first cycle is already successful. The criteria of success are also to identify thing which is needed to revise for the action in the next cycle. The study is considered successful, if it is already met the criteria of success as follows:

- 1) If there is 75% of the students get at least 3 stars in their score

Individual test is done to know the students' improvement and development in mastery vocabulary. It is also emphasized to know the successful of Phonics song video media.




³³ Suharsimi, Arikunto. *Procedur Penelitian suatu Pendekatan Praktik*. (Jakarta: Adi Mahasatya, 2006). Page 168.

This research is considered successfully if at least 75% of the students are able to achieve the minimum of passing standard in this school. This passing standard in this school is 3 stars.

However, if there is less 75% that getting 3 stars, Phonics song video method that being applied has not been success yet and it is should be continued in the next cycle

Table 1

Indicators of criteria success

No.	Stars	Criteria success	Definition
1.		BB	It is not grow
2.		MB	It starts to grow
3.		BSH	It is grow with hopefully
4.		BSB	It is very good grow

3. Implementing the action

The implementing step is the act of planning, it is conduct after all the preparation is already to use the researcher help and observe the

student's progress during the process of learning. As a starting point, the teacher introduces the model of Phonics song video to the students, to help to do well during cooperative learning then, the teacher also explains on the objective lesson to be achieved by the students and the usefulness of cooperative learning.

When the introducing is done, the teacher starts implementing the first cycle followed by reflection of what had been done in the classroom during the implementation of the plan. In each cycle will be plan in four meetings where each meeting at least for 30 minutes.

4. Observation and data analysis

Observation is used to collect the data. In this case, observation is conducted during the teaching learning process. The data collection deals with the students' activity and improvement. The instruments used for observation were for students, which are made by the researcher.

a. Data analysis

Data analysis is the process to connect and separate between facts with other facts, in order to get a conclusion. Data analysis refers to the teacher's procedure in analyzing the criteria of success. As mentioned above that the criteria of success in this study was the criterion of success on the students' individual test.

- 1) Data analysis on the criterion of success on the students' individual test

To analyze the criterion of success on the students' individual test, the researcher uses the quizzes. It is based on the step of Phonics song video media. The students' test result would be in good level if they were able to get 3 stars.

If at least 75% of the students were able to get 3 stars, the criterion is achieved. However, if it is less than 75% of the students, the criterion was not achieved. And the researcher moved on the next cycle.

5. Reflection

The reflection step is the activity to analyze the research result to establish the development of the students' achievement by using Phonics song video media. It is most important part in classroom action research. In this case, the researcher and the teacher analyzes and discuss the data that be gotten in the teaching learning process.

If all criteria of success have been fulfill, the action is stopped but if not, the teaching learning activities need to revise and further would be implement in the following cycle till get the objective.